

Take

A SIGNATURE CUT, TRUSTED FOR OVER 100 YEARS



PARTS MANUAL

Eclipse® 360 Riding Greens Mower with ROPS

ELiTE Power, 2WD

ELiTE Power with Premium Seat, 2WD

Product Code: 10029194

Series: CAG

WARNING

WARNING: If incorrectly used this machine can cause severe injury. Those who use and maintain this machine must be trained in its proper use, warned of its dangers and must read the entire manual before attempting to set up, operate, adjust or service the machine.



RJL AJCE

10014563 (Rev.F)


FOREWORD

This manual contains adjustment, maintenance, troubleshooting instructions and parts list for your new Jacobsen machine. This manual should be stored with the equipment for reference during operation.

Before you operate your machine, you and each operator you employ should read the manual carefully in its entirety. By following the safety, operating and maintenance instructions, you will prolong the life of your equipment and maintain its maximum efficiency.

If additional information is needed, contact your Jacobsen Dealer.

The serial plate is located on the left rear frame rail. Jacobsen recommends you record these numbers below for easy reference.



Suggested Stocking Guide

To Keep your Equipment fully operational and productive, Jacobsen suggests you maintain a stock of the more commonly used maintenance items. We have included part numbers for additional support materials and training aids.

To order any of the following material:

1. Write your full name and complete address on your order form.

2. Explain where and how to make shipment:

- UPS Regular Mail
 Overnight 2nd Day

3. Order by the quantity desired, the part number, and the description of the part.

4. Send or bring the order to your authorized Jacobsen Dealer.

Service Parts

Qty.	Part No.	Description	Qty.	Part No.	Description
	5000039	Ignition Key			

Service Support Material

Qty.	Part No.	Description
	10014566	Safety, Operation & Maintenance Manual

Qty.	Part No.	Description

Copyrighted Material

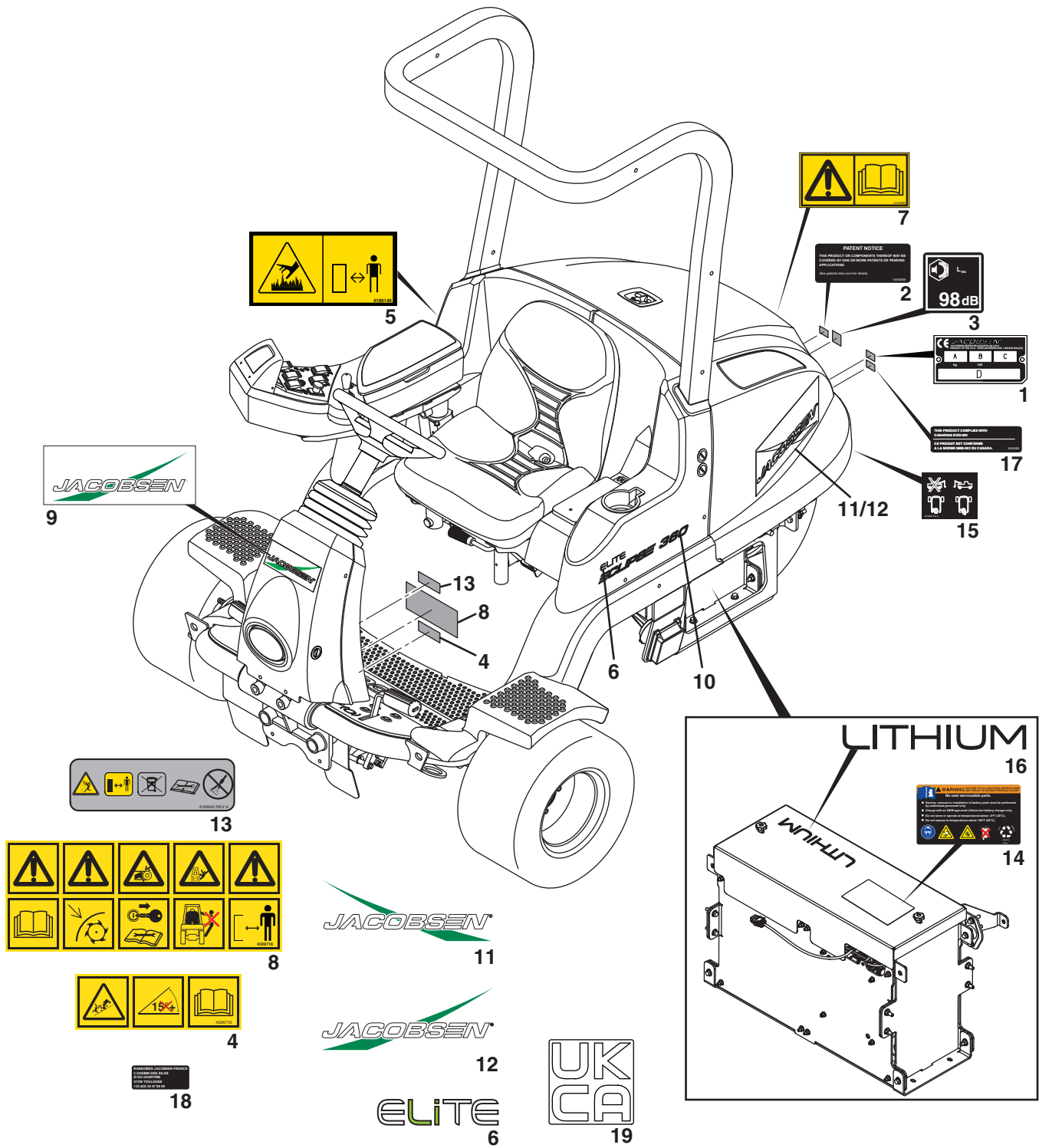
This manual may not be reproduced in whole or in part without the express permission of Textron Specialized Vehicles Technical Publications Department.

Table of Contents

1.1	Decals.....	4
2.1	Front Body	6
3.1	Rear Body	8
4.1	Right Side Cowling.....	10
5.1	Left Side Cowling	11
6.1	Seat.....	12
7.1	Premium Seat	14
8.1	Armrest	16
9.1	Floorboard	18
10.1	Frame and 2WD Axles.....	20
11.1	Steering Column.....	24
12.1	Rear Steering	26
13.1	Front Lift Arms	28
14.1	Center Lift Arms	30
15.1	Front Reel Stabilizing Rods.....	32
16.1	Center Reel Stabilizing Rod	33
17.1	Battery Power Module.....	34
18.1	Battery, 5 Module Pack.....	38
19.1	Main Harness Routing	40
20.1	Controller Installation	42
21.1	Resistor Bank	44
22.1	Center Reel Motor Controller	45
23.1	Front Reel Controllers	46
24.1	TCU Cables	48
25.1	Battery Power Module Battery Cable	50
26.1	Reel Motor.....	52
27.1	Inner Reel.....	54
28.1	Outer Reel	56
29.1	Rear Roller	58
30.1	Machined Grooved Roller.....	59
31.1	Front Roller.....	60
32.1	22" Segmented Grooved Front Roller.....	61
33.1	PDU.....	62
34.1	Front Axle	64
35.1	RCU Schematic.....	66
36.1	PDU Schematic.....	67
37.1	MCU Schematic	68
38.1	TCU Schematic.....	69
39.1	Brake / BRC Schematic.....	70
40.1	LDU Schematic.....	71
41.1	SCU Schematic.....	72
42.1	Battery Power Module Schematic.....	73
43.1	3WD Schematic	74
44.1	PDU Internal Schematic.....	75
45.1	3WD Conversion Kit.....	76

ECLIPSE 360

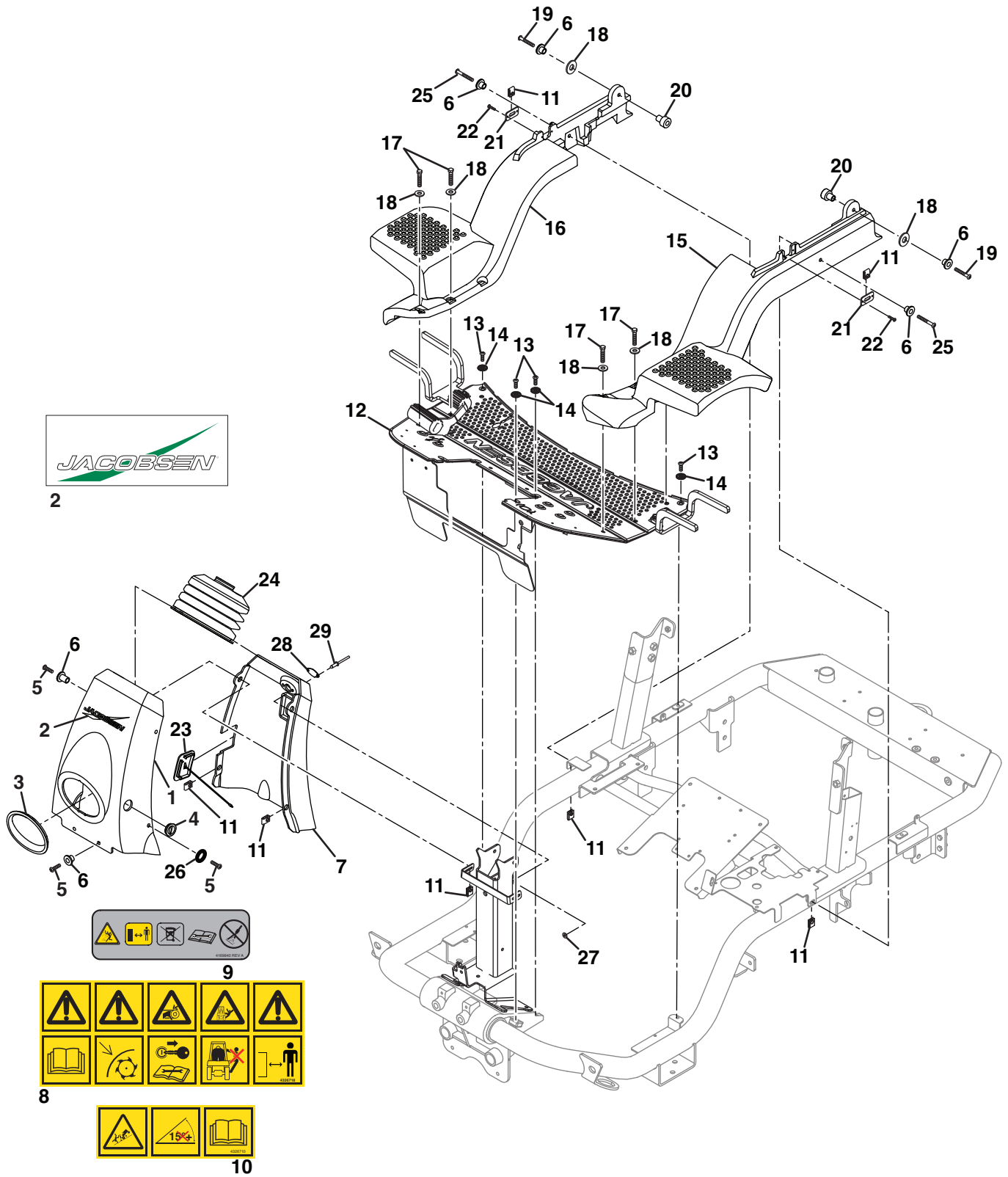
1.1 Decals



Item	Part No.	Qty.	Description	Serial Numbers/Notes
1	N/S	1	Serial Plate	Located on Rear Frame
2	10005569	1	Decal, Patent	Located on Rear Frame
3	4131528	1	Decal, 98 dB Noise	Located on Rear Frame
4	4326710	1	Decal, 15° Slope	
5	4199140	1	Decal, Heat Warning	Located on rear reel swing out arm
6	10010274	3	Decal, ELITE	Located on Left Side Cowling, Right Side Cowling, and Hood
7	4181860	1	Decal, Read Manual	Located on Steering Cover
8	4326718	1	Decal, Warning Main Unit	
9	682223	1	Decal, Jacobsen Logo	
10	10010273	3	Decal, Eclipse Logo	Located on Left Side Cowling, Right Side Cowling, and Hood
11	682225	1	Decal, Left Side Jacobsen	
12	682208	1	Decal, Right Side Jacobsen	
13	4169840	1	Decal, Danger	
14	655748	1	Label, Warning Advanced Battery	Located on Battery Cradle
15	4216820	1	Decal, Towing	Located on Rear Fender
16	10013403	1	Decal, Lithium	Located on Battery Cradle
17	4384286	1	Decal, Canadian EMC	
18	10005669	1	Decal, EU Contact Address	
19	10003938	1	Decal, UKCA	

ECLIPSE 360

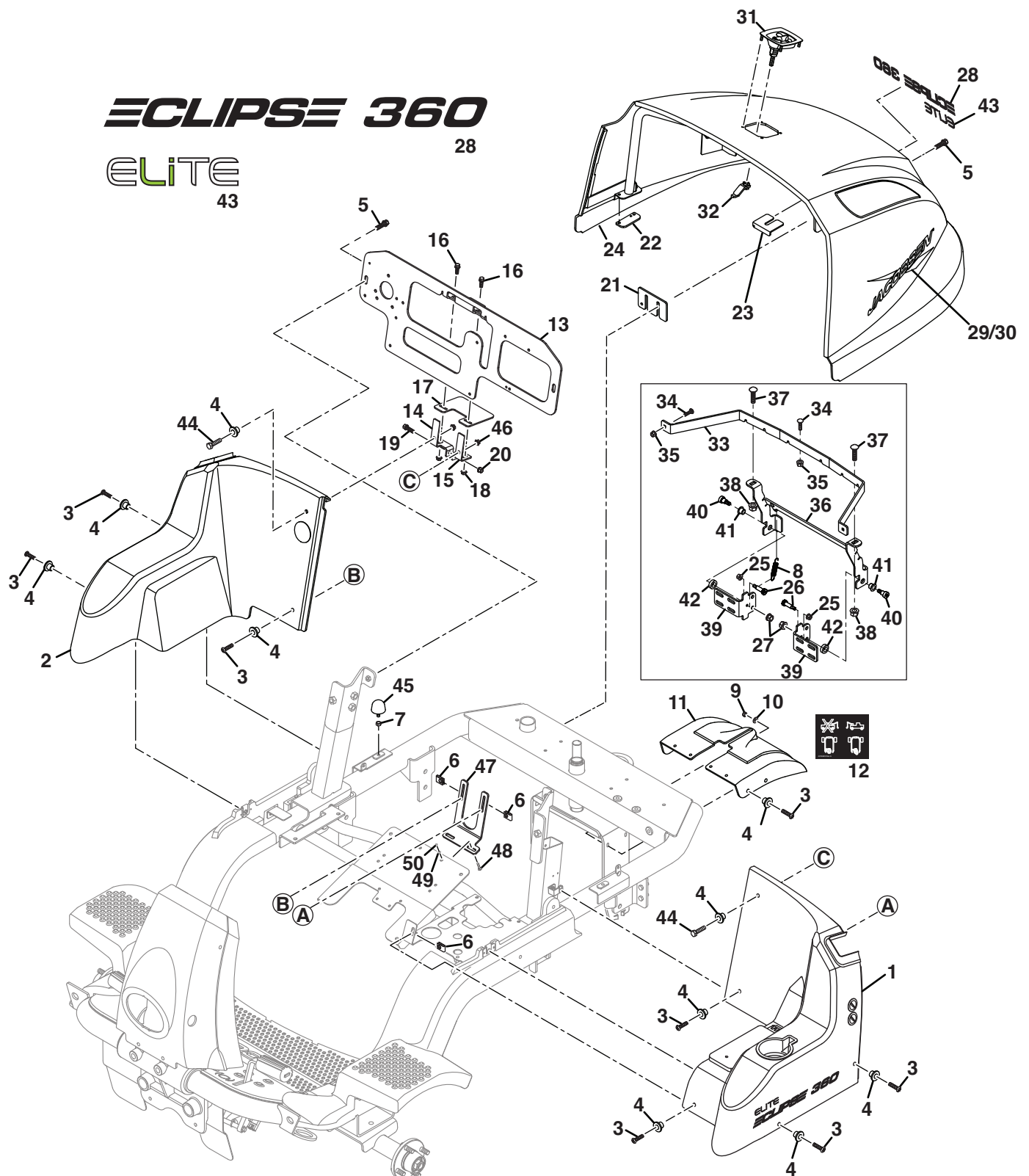
2.1 Front Body



Item	Part No.	Qty.	Description	Serial Numbers/Notes
1	4192700	1	Front Cover	
2	682223	1	• Decal, Jacobsen Logo	
3	4188241	1	• Grommet, Headlight	
4	4187100	1	• Plug	
5	64205-081	6	Screw, M6-1 x 25 mm Pan Head	Stainless Steel
6	4258950	8	Screw Insulator, Nylon	
7	4212440	1	Rear Cover	Includes two of Item 13
8	4326718	1	• Decal, Warning Main Unit	Located on surface facing operator
9	4169840	1	• Decal, Danger	Located on surface facing operator
10	4326710	1	• Decal, 15° Slope	Located on surface facing operator
11	4168402	8	Nut, M6-1 Speed	
12	N/S	1	Floorboard Assembly	See 9.1
13	450542	6	Screw, M6-1 x 20 mm Pan Head	
14	306999	6	Lock Washer, 1/4" Internal/External	
15	4167023	1	Fender, Left	
16	4167024	1	Fender, Right	
17	4200340	6	Screw, M8-1.25 x 35 mm Hex Head	Stainless Steel
18	4188483	8	Flat Washer, M10	Stainless Steel
19	4187424	2	Screw, M6-1 x 45 mm Pan Head	Stainless Steel
20	4187423	2	Spacer, Fender	
21	4214620	2	Plate, Speed Nut	
22	4189540	4	Screw, M4-0.7 x 20 mm Torx	
23	4194940	1	Cover, LED Access	Secured to Steering Column
24	4167028	1	Boot, Steering	
25	4222120	2	Screw, M6-1 x 50 mm Pan Head	
26	4194845	2	Sealing Washer, M6	
27	64211-02	2	Flat Washer, 3/16	
28	4198682	1	Cover, Choke Opening	
29	64215-05	2	Pop Rivet, 3/16 x 7/16	

ECLIPSE 360

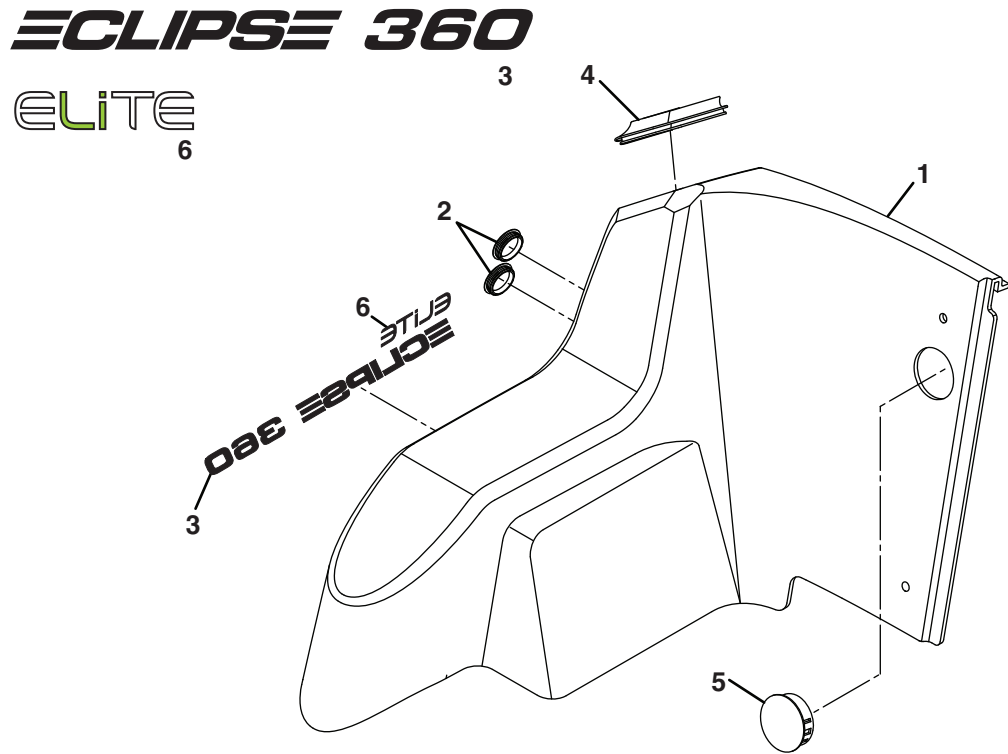
3.1 Rear Body



Item	Part No.	Qty.	Description	Serial Numbers/Notes		
1	10010773	1	Left Side Cowling	See 5.1		
2	10010771	1	Right Side Cowling		See 4.1	
3	64205-081	11	Screw, M6-1 x 25 mm Pan Head			Stainless Steel
4	4258950	13	Screw Insulator, Nylon			
5	452390	10	Screw, M8-1.25 x 30 mm Hex Flange			
6	4168402	3	Nut, M6-1 Speed			
7	443806	2	Nut, 5/16-18 Hex Jam			
8	818092	2	Spring, Extension			
9	450377	4	Nut, M6-1 Hex Nylock			
10	450399	4	Flat Washer, M6			
11	4187102	1	Rear Fender			
12	4216820	1	Decal, Towing			
13	10010663	1	Cross Bracket			
14	10004400G02	1	• Right Side Bracket			
15	10004400G01	1	• Left Side Bracket			
16	452378	2	• Screw, M6-1 x 20 mm Hex Flange			
17	10002573	1	• Plate, Striker			
18	450452	2	• Nut, M6-1 Hex Flange			
19	452390	1	• Screw, M8-1.25 x 30mm Hex Flange			
20	452436	1	• Nut, M8 Hex Flange			
21	4223440	AR	Shim, Hood Hinge	Shims used for proper alignment of hood to cowlings and positioning.		
22	4223240	AR	Shim, Hood Bumper			
23	4223220	AR	Shim, Hood Holder			
24	10010500	1	Hood Assembly	Includes Items 25 - 42		
25	450452	2	• Nut, M6-1 Hex Flange			
26	4256511	2	• Bolt, M6-1 Shoulder			
27	800698	2	• Nut, 3/8-16 Flange Crown Lock			
28	10010273	1	• Decal, Eclipse 360			
29	682225	1	• Decal, Left Side Jacobsen			
30	682208	1	• Decal, Right Side Jacobsen			
31	10037124	1	• Handle, Latch Lock			
32	4363448	1	• Pawl, Latch			
33	4341474	1	• Bracket, Hood Support		Mounts to brackets glued to hood	
34	441606	4	• Carriage Bolt, 1/4-20 x 3/4"			
35	548910	4	• Nut, 1/4-20 Hex Flange			
36	4341476	1	• Bracket, Hood Hinge Brace			
37	441676	2	• Carriage Bolt, 3/8-16 x 1-1/4"			
38	548804	2	• Nut, 3/8-16 Whizlock Flange			
39	4341472	2	• Bracket, Hood Hinge			
40	365033	2	• Bolt, 3/8-16 Shoulder			
41	4255270	2	• Flange Bearing, 1/2			
42	4247312	2	• Spacer			
43	10010274	1	Decal, Elite			
44	UK450173	2	Screw Hex Head, M6-1 x 30mm			
45	523126	2	Bumper, Rubber			
46	450452	2	Nut, M6-1 Hex Flange			
47	4183400	1	Bracket			
48	UK452542	2	Bolt, M6-1.0 x 20			
49	UK450399	2	Washer, M6 x 14 x 1.8			
50	UK450377	2	Nut, Hex M6-1.0			

ECLIPSE 360

4.1 Right Side Cowling

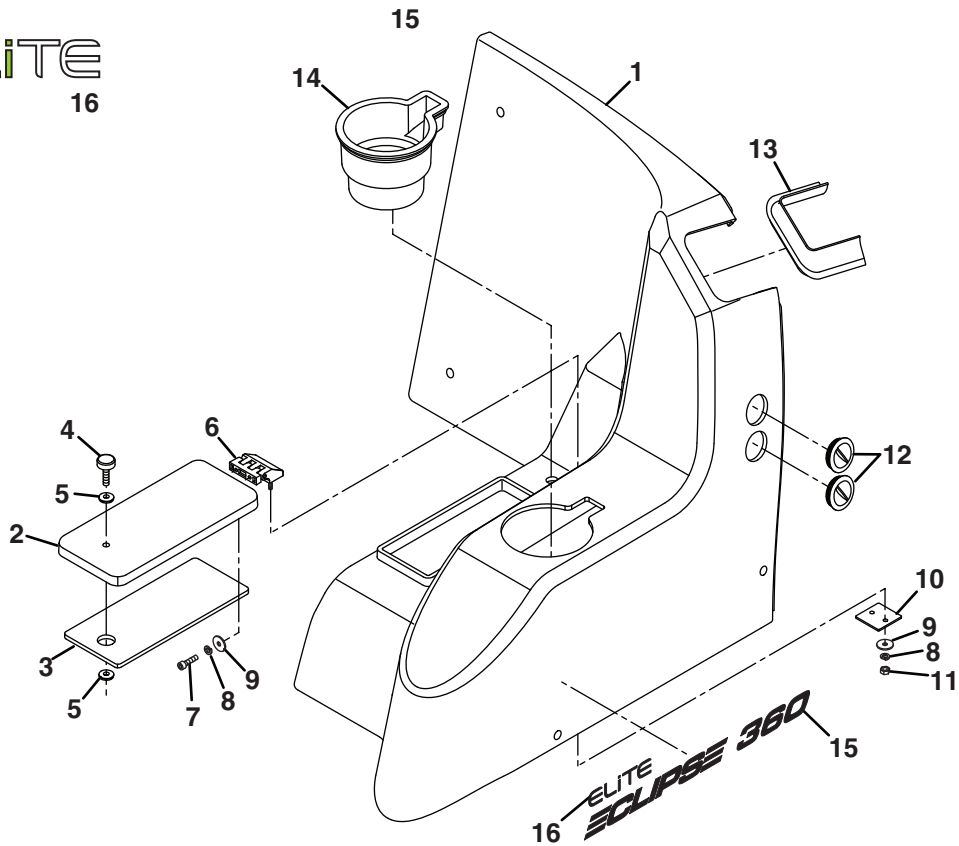


Item	Part No.	Qty.	Description	Serial Numbers/Notes
1	10010771	1	Right Side Cowling	
2	4187100	2	• Plug	
3	10010273	1	• Decal, Eclipse 360	
4	4188944	1	• Moulding, Right Side Cowling	
5	4210920	1	• Plug, Body Cover	
6	10010274	1	Decal, Elite	

5.1 Left Side Cowling

ECLIPSE 360

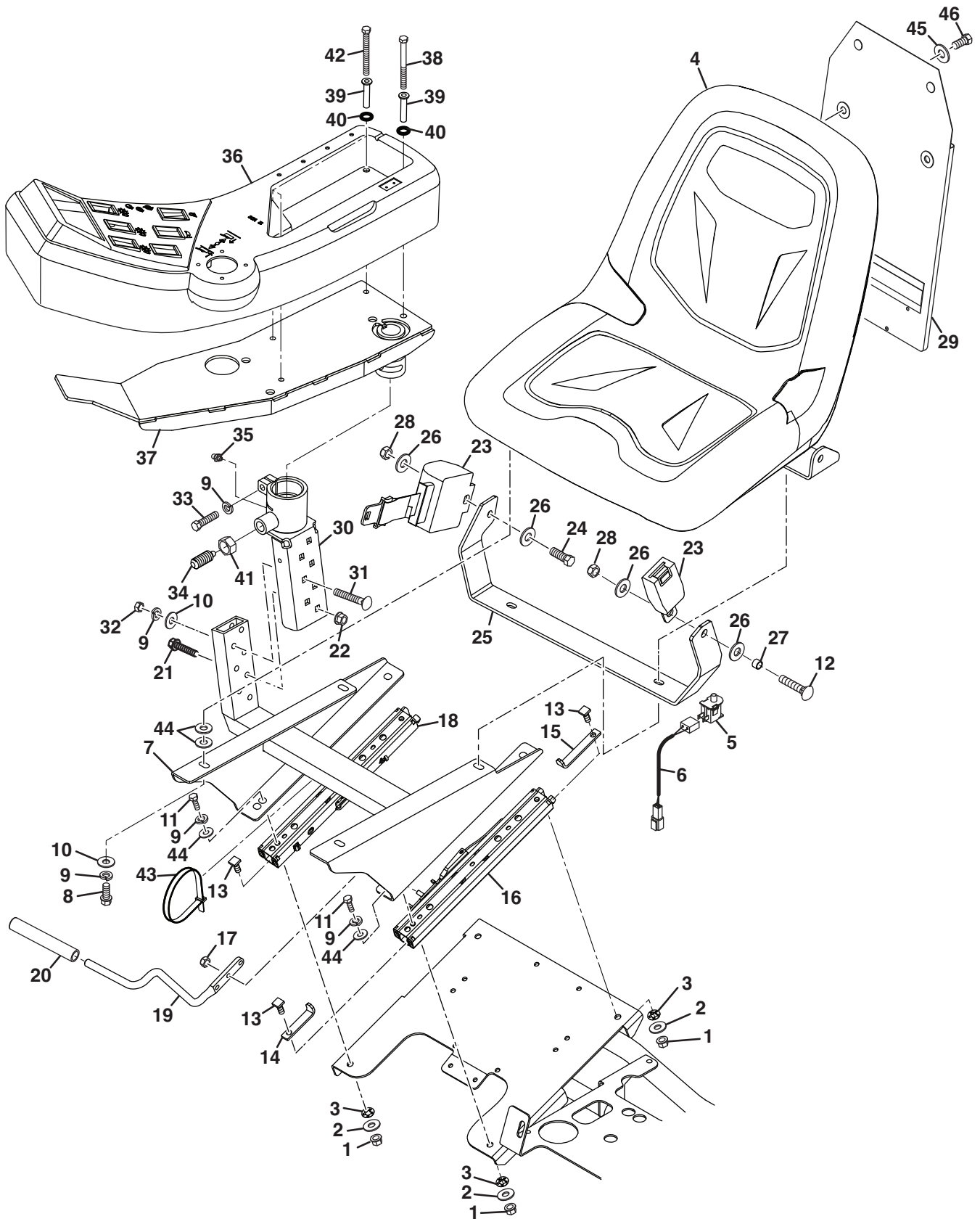
ELITE
16



Item	Part No.	Qty.	Description	Serial Numbers/Notes
1	10010773	1	Left Side Cowling	
2	4183080	1	• Access Cover	
3	4194842	1	• Gasket, Cover	
4	4194843	1	• Thumb Screw, M6-1 x 25 mm	
5	4194845	2	• Washer, M6 Sealing	
6	4183081	1	• Hinge	
7	4216840	2	• Screw, M4-0.7 x 10 mm Socket	Stainless Steel
8	4216842	4	• Lock Washer, M4	Stainless Steel
9	4216841	4	• Flat Washer, M4	Stainless Steel
10	4205820	1	• Support Plate	
11	4216860	2	• Nut, M4-0.7 Hex	Stainless Steel
12	4187100	2	• Plug	
13	4188942	1	• Molding, Left Side Cowling	
14	4183040	1	• Cup Holder	
15	10010273	1	• Decal, Eclipse 360	
16	10010274	1	Decal, Elite	

ECLIPSE 360

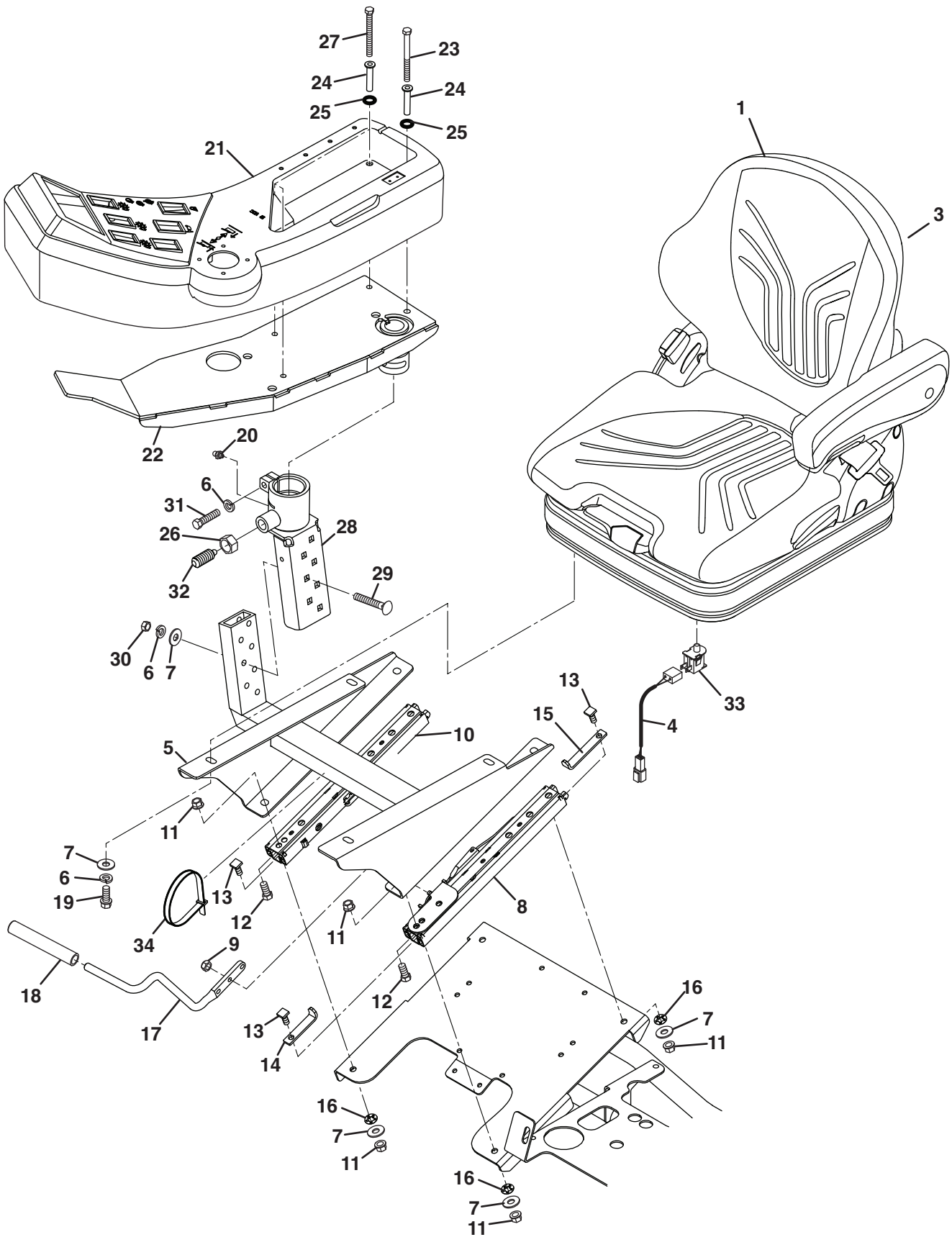
6.1 Seat



Item	Part No.	Qty.	Description	Serial Numbers/Notes	
1	400030	4	Nut, M8-1.25 Whizlock Flange	Includes Items 4 - 46	
2	450400	4	Flat Washer, M8		
3	4202464	4	Push Nut, 5/16-18		
	681098	1	Seat Assembly		
4	10039126	1	• Seat, V3800 With Seat Belt Bracket		
5	4217502	1	• Switch, Seat		
6	5003769	1	• Harness, Seat Switch		
7	4173380	1	• Base, Armrest and Seat		
8	452388	4	• Screw, M8-1.25 x 20 mm Hex Flange		
9	450411	11	• Lock Washer, M8		
10	450400	6	• Flat Washer, M8		
11	UK450190	4	• Screw Hex, M8-1.25 x 16		
12	4290433	1	• Button Head Screw, M10 x 25 mm		
13	4203220	4	• Screw, M8-1.25 x 20 mm Square Hd		
14	4205141	1	• Stop, Rear Seat Track Movement		
15	4205140	1	• Stop, Fwd Seat Track Movement		
16	681526	1	• Rail, Armrest Handle		
17	UK450377	1	• Nut-Hex, M6-1		
18	4193341	1	• Seat Rail		
19	4186620	1	• Rod, Seat Adjuster		
20	4203488	1	• Handle, Seat Adjuster		
21	452391	1	• Screw, M8-1.25 x 40 mm Hex Flange		
22	450453	1	• Nut, M8 x 1.25		
23	4257812	2	• Seat Belt Assembly		
24	450214	1	• Screw, M10-1.5 x 25 mm Hex Head		
25	10038817	1	• Bracket, Seat Mounting		
26	450401	4	• Flat Washer, M10		
27	4205942	1	• Spacer, Seat Belt		
28	450379	2	• Nut, M10-1.5 Nylock		
29	3003928	1	• Pouch, Product Literature		
30	4188565	1	• Armrest Receiver		
31	452749	2	• Carriage Bolt, M8-1.25 x 45 mm		
32	450324	2	• Nut, M8-1.25 Hex		
33	450193	1	• Screw, M8-1.25 x 30 mm Hex Head		
34	4188569	1	• Plunger, Round Nose		
35	471216	1	• Grease Fitting, 1/4-28 Straight		
36	N/S	1	• Armrest Assembly		See 8.1
37	4332066	1	• Armrest Support		
38	4189843	1	• Screw, M6-1 x 65 mm Hex Head		
39	4188484	4	• Flange, 6 mm x 44 mm Body		
40	473211	4	• Washer, 9 mm Neoprene Rubber		
41	450334	1	• Nut, M16-2 Hex		
42	4234800	3	• Screw, M6-1 x 60 mm Hex Head		
43	473142	2	• Cable Tie		
44	UK450390	8	• Washer, M8 x 17 x 1.8		
45	UK452000211	2	• Washer, 1/4 x 9/16 x 0.056		
46	UK456010030	2	• Screw, 1/4-28 x 1/2		

ECLIPSE 360

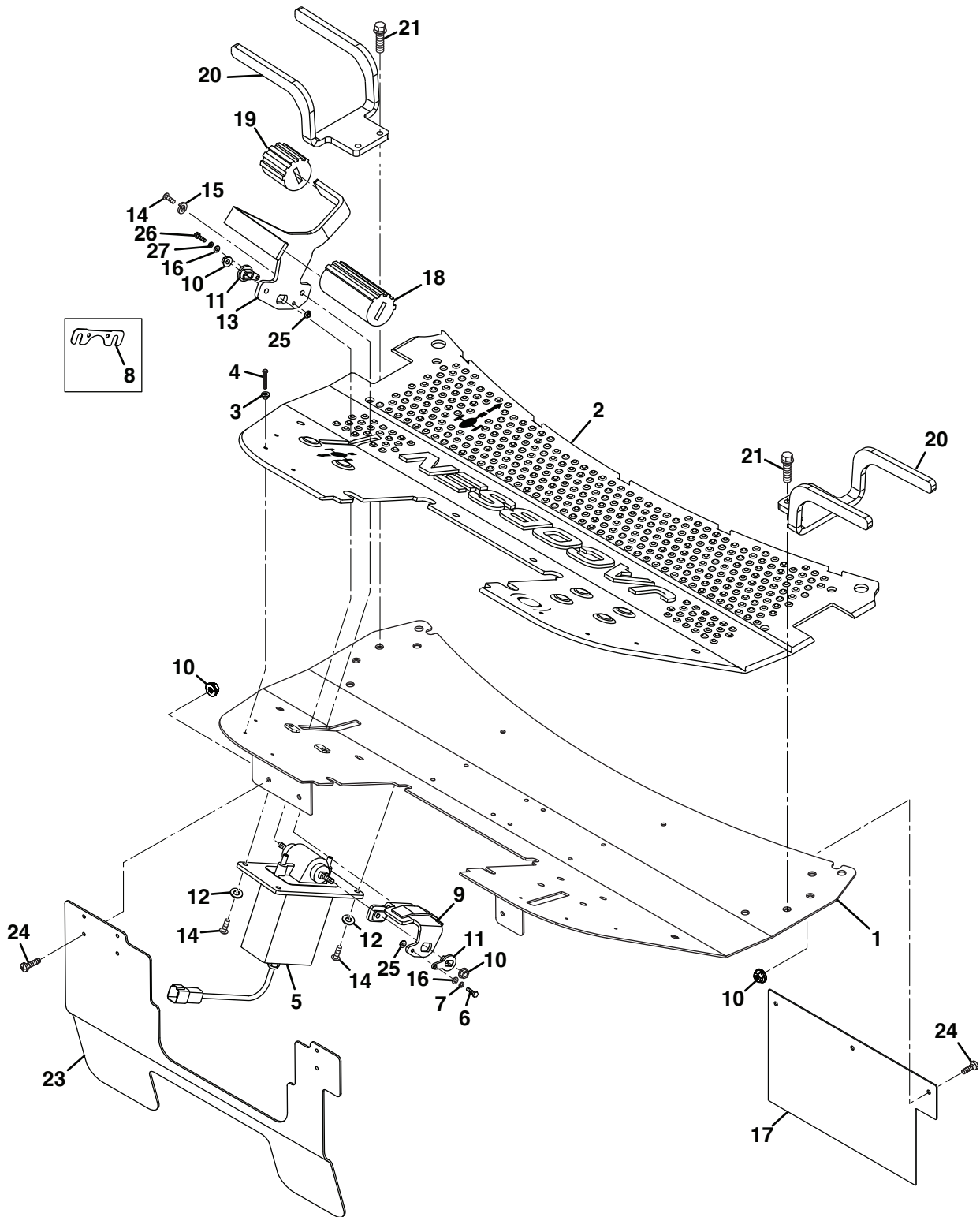
7.1 Premium Seat



Item	Part No.	Qty.	Description	Serial Numbers/Notes
1	10013122	1	Armrest, Eclipse 360 Upper	
2	10013104	1	Armrest, Lower	
3	4189540	8	Screw, M4-0.7 x 20 mm Torx	
4	4188480	6	Flange, M4 x 4 mm Body	
5	4188482	6	Spacer, Black Neoprene	
6	10005320	1	Harness, LDU	
7	4222040	1	Cover, 12V Accessory	
8	450387	2	Flat Washer, M4	
9	4265172	1	Decal, Key Switch	
10	4230601	1	Decal, Light Switch	
11	1000348	1	Key Switch	
12	5000039	1	• Key	
13	358968	1	• Nut	
14	447222	1	• Lock Washer, 9/16 Internal Tooth	
15	4283276	1	Plate, Key Switch	
16	1004290	1	Joystick, 1 Axis	
17	4189841	10	Flat Washer, 4 mm	Stainless Steel
18	450408	6	Lock Washer, 4 mm	
19	450321	6	Nut, M4-0.7 Hex	
20	4189840	6	Screw, M4-0.7 x 20 mm Pan Head	Stainless Steel
21	4343926	1	Switch, Mow	
22	4130133	1	Rocker Switch, Momentary	Horn
23	4130132	4	Rocker Switch	Lights, Reel Enable Switches
24	10029285	1	LDU Controller Assembly	
25	4188840	1	Visor, Armrest	
26	409952	4	Screw, M4 x 13 mm Thread Cutting	Stainless Steel
27	4168564	1	Hinge, Armrest	
28	4201880	4	Screw, #6-32 x 1/2" Flat Head	
29	444304	4	Nut, #6-32 Hex	
30	4168562	1	Door, Armrest	
31	4201867	4	Screw, #6-32 x 3/8" Thread Cutting	Stainless Steel
32	4156925	1	Lanyard	
33	4201980	4	Screw, #4 x 1/2" Self Threading	
34	4168563	1	Set, Magnetic Catch	
35	4189842	6	Spacer	
36	4200540	2	Adhesive Mount, Cable Tie	
37	402006	1	Screw, #6-32 x 1/2" Slotted Head	
38	473142	2	Cable Tie	
39	4139764	1	Rocker Switch, Park Brake	
40	819195	1	Screw, #8-18 x 1/2" Thread Cutting	
41	4150539	1	Horn	
42	N/S	1	• Ring Nut	

ECLIPSE 360

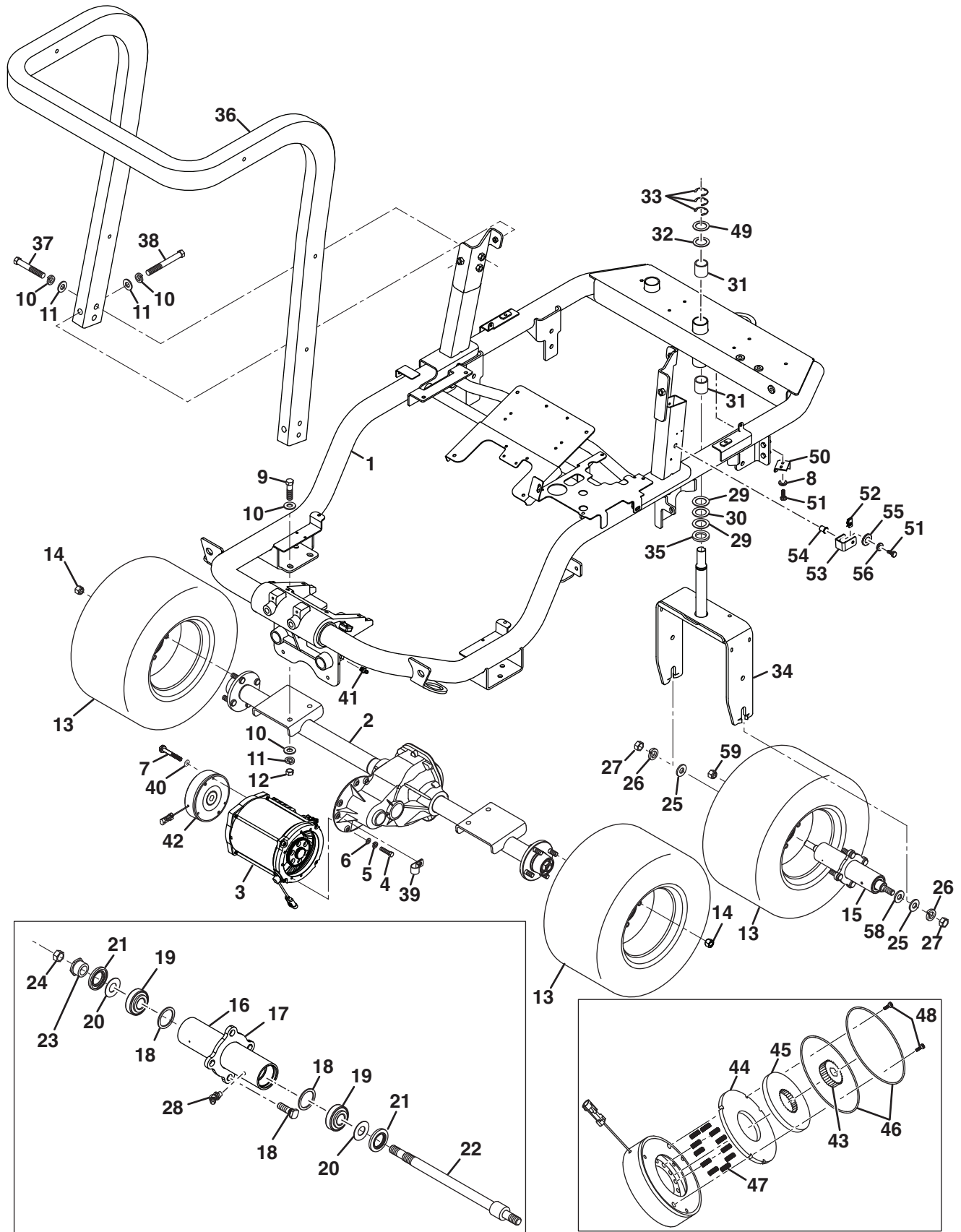
9.1 Floorboard



Item	Part No.	Qty.	Description	Serial Numbers/Notes
1	10013118	1	Floorboard	
2	10013112	1	Floor Mat	
3	4188480	6	Flange, M4 Body	
4	450520	6	Screw, M4 x 20 mm Pan Head	
5	680138	1	Traction Pedal Unit	
6	450134	2	Screw, M4-0.7 x 16 mm Hex Head	
7	450419	2	Lock Washer, M4	
8	10010985	1	Pedal Shim	
9	4283712	1	Mount, Accelerator Arm	
10	450452	8	Nut, M6-1 Hex Flange	
11	4284031	2	Insert, Anti-Rotation	
12	4313086	4	Washer, M6.5 x 10.8 x 1.8	
13	4283771	1	Arm, Accelerator	
14	450171	6	Screw, M6-1 x 20 mm Hex Head	
15	450410	2	Lock Washer, M6	
16	450387	2	Flat Washer, M4	
17	4254010	1	Shield, Axle	
18	3003475	1	Grip, Pedal	
19	3003474	1	Grip, Pedal	
20	4247430	2	Fender Support	
21	450472	4	Screw, M8-1.25 x 25 mm Hex Flange	
22				
23	4227021	1	Front Splash Shield	
24	450542	6	Screw, M6-1 x 20 mm Pan Head	
25	452425	2	Nut, M4-0.7 Hex Flange	

ECLIPSE 360

10.1 Frame and 2WD Axles

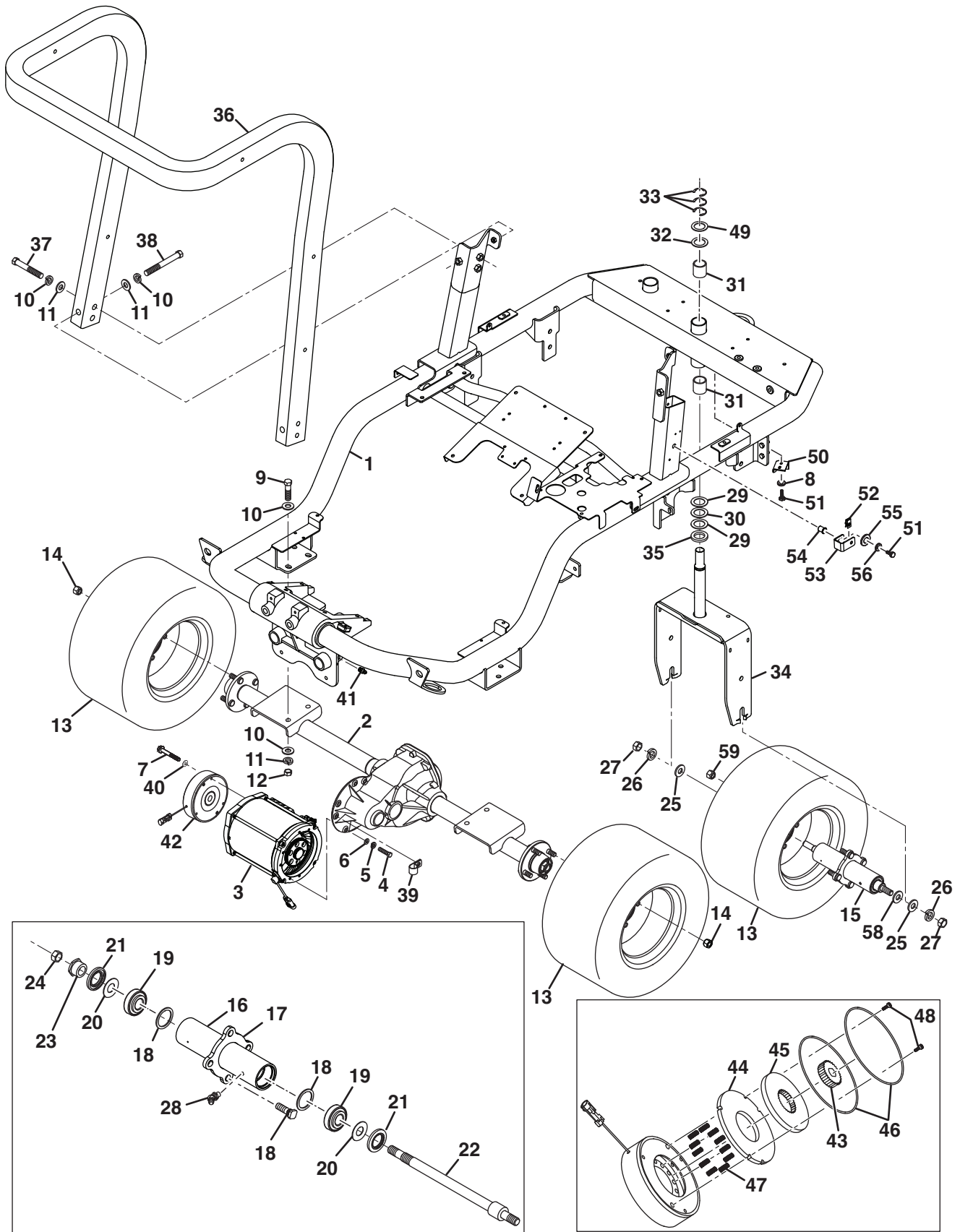


Item	Part No.	Qty.	Description	Serial Numbers/Notes
1	N/S	1	Frame	See 34.1
2	4369226	1	Front Axle	
3	681069	1	Motor, 48V AC Electric	
	4335453	1	• Speed Sensor	
4	450001	6	Screw, M6-1 x 30 mm Hex Head	
5	450410	6	Lock Washer, M6	
6	450399	6	Flat Washer, M6	
7	452383	3	Screw, M6-1 x 60 mm Hex Flange	
8	4258312	4	AV Washer, 8.7 x 13.5 x 2.5	
9	450048	4	Screw, M12-1.75 x 40 mm Hex Head	
10	450402	14	Flat Washer, M12	
11	450424	10	Lock Washer, M12	
12	450326	4	Nut, M12-1.75 Hex	
13	4208020	3	Wheel and Tire Assembly	
	360111	1	• Valve, Inflation	
	4208021	1	• Wheel Rim, 8 x 8.5	
	4208022	1	• Tire, 18 x 10.5 - 8 4 Ply	
14	800909	8	Lug Nut, M12-1.5 Hex	
15	892171	1	Wheel Hub Assembly	
16	836619	1	• Tube, Hub	
17	839291	2	• Flange Rim Hub	
18	008155160	4	• Wheel Stud, 7/16-20 x 1-3/8	
19	889859	2	Bearing Cone	
20	809229	2	Flat Washer, M18	
21	836621	2	Seal	
22	889843	1	Axle Shaft	
23	836719	1	Nut, Bearing Adjuster	
24	450020354	1	Nut, M18-1.5 Hex	
25	452101293	4	Flat Washer, M16	
26	450425	2	Lock Washer, M16	
27	450020176	2	Nut, 5/8" x 18 Hex	
28	002993063	1	Grease Fitting, M6 x 45 Deg	
29	361648	2	Thrust Washer	
30	4211340	1	Thrust Bushing	
31	4168103	2	Bushing, Polygon	
32	2500477	1	Bushing	
33	458466A	3	External Retaining Ring	
34	10021961	1	Fork, Rear Axle	
35	367350	1	Washer, Thrust	
36	4168724	1	ROPS	
37	450055	4	Screw, M12-1.75 x 75 mm Hex Head	
38	450059	2	Screw, M12-1.75 x 100 mm Hex Head	
39	366424	1	Clamp, 1/2"	
40	4194845	3	Washer, M6 Sealing	

Parts List Continued On the Next Page

ECLIPSE 360

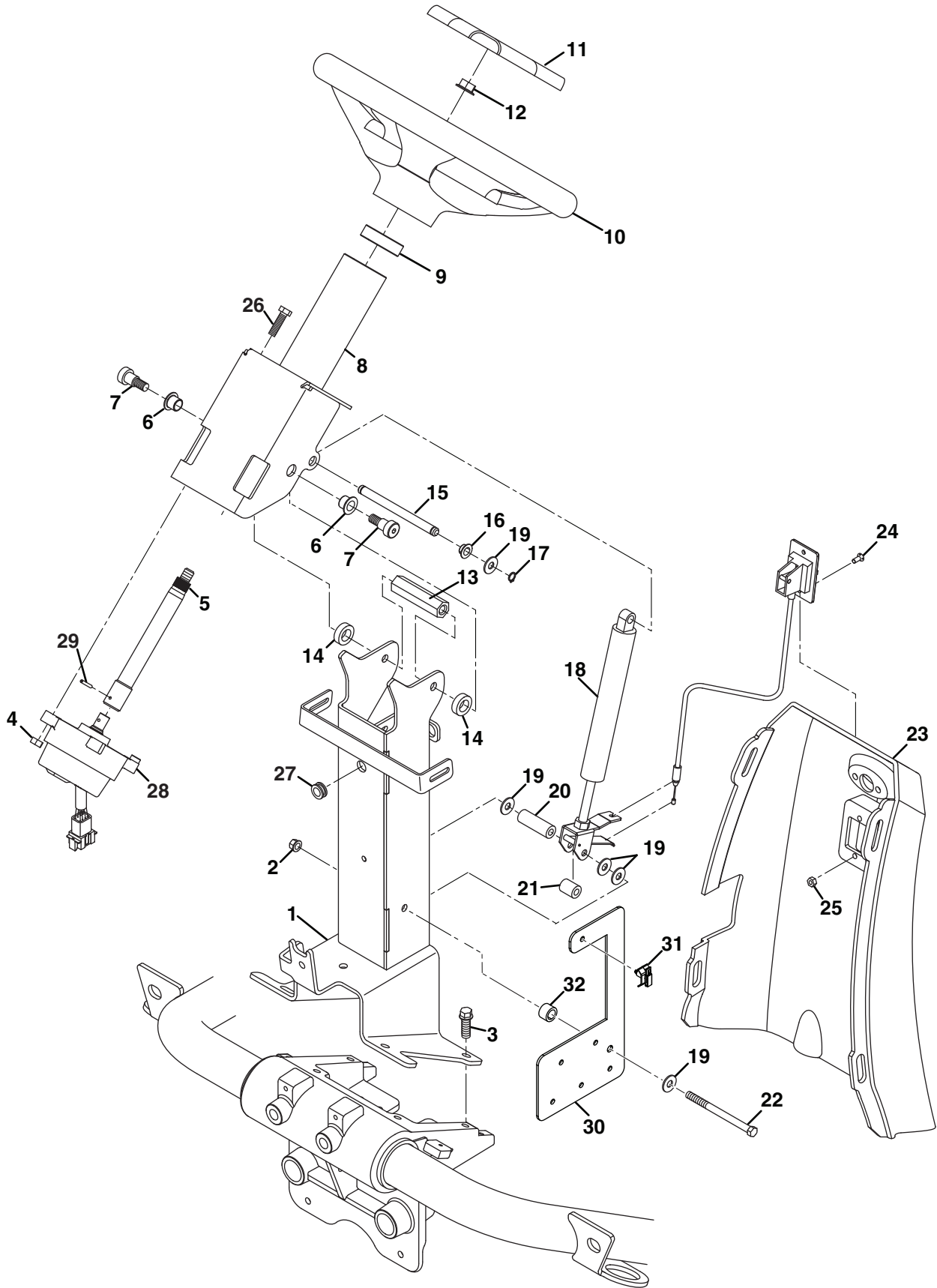
10.1 Frame and 2WD Axles (Cont)



Item	Part No.	Qty.	Description	Serial Numbers/Notes
41	10389G3	2	Grease Fitting, Straight	Includes Items 43~48
42	10015818	1	Brake, Electric Motor	
43	628548	1	• Center Hub	
44	629569	1	• Armature Plate	
45	628549	1	• Friction Disc	
46	628550	2	• O-Ring	
47	628556	11	• E-Brake Spring	
48	10024109	2	• Screw, M5-0.8 x 25 mm Low Head Cap	
49	62464-4A	1	Thrust Washer	
50	10020360	2	Stop Bracket	
51	UK450191	6	Screw, Hex M8-1.25 x 20	
52	4168402	2	Nut, M6-1 Speed	
53	10021013	2	U Bracket	
54	UK450369	2	Nutsert, M8-1.25	
55	UK450390	2	Washer, M8 x 17 x 1.8	
56	UK450411	2	Lock Washer, M8 x 17 x 1.8	
57	809268	2	Ring Bearing Backing	
58	450393	1	Flat Washer, M16	
59	450990638	4	Hex Nut, 7/16 - 20	

ECLIPSE 360

11.1 Steering Column

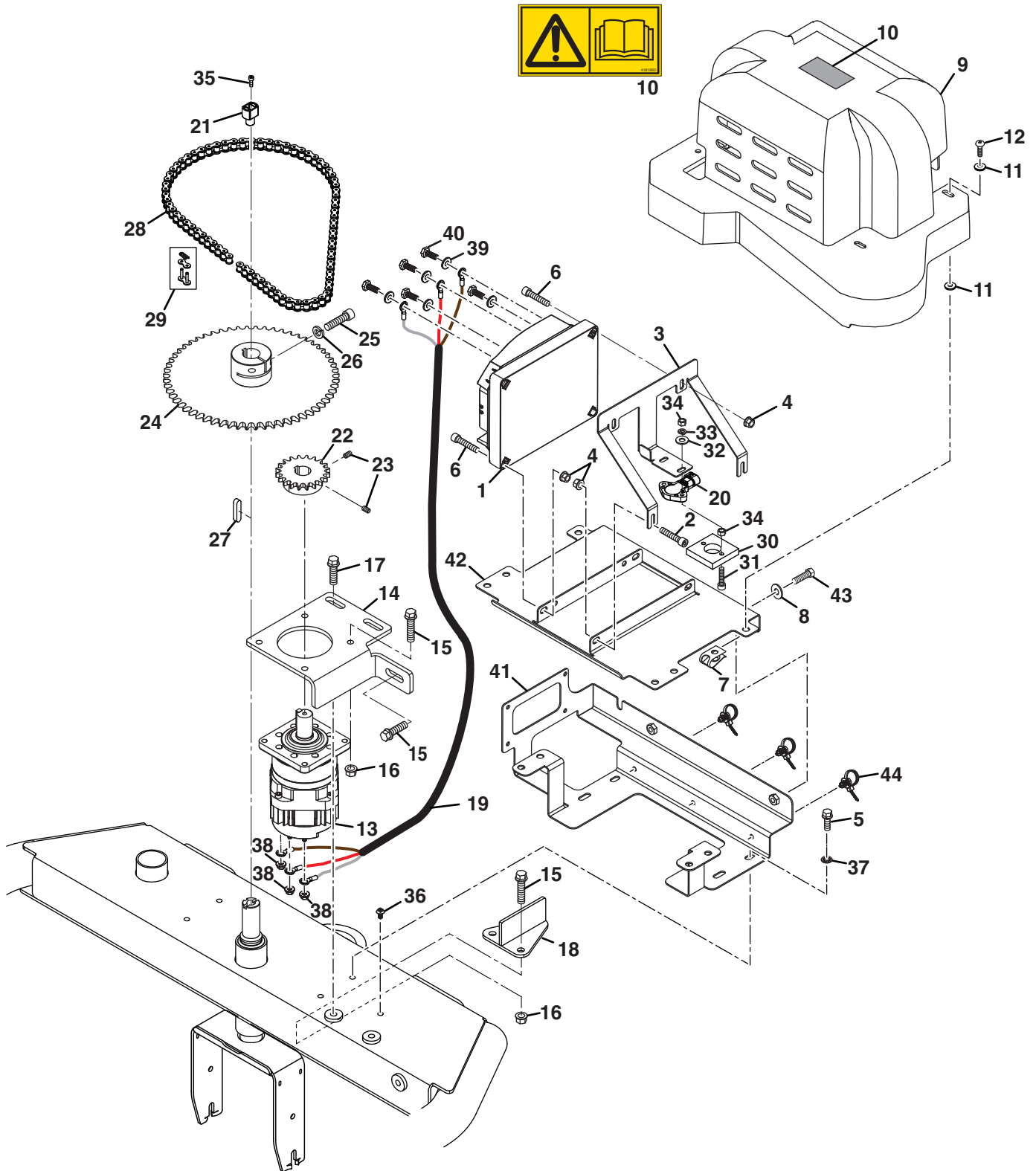


Item	Part No.	Qty.	Description	Serial Numbers/Notes
1	4234140	1	Steering Column	
2	450453	1	Nut, M8-1.25 Hex Flange	
3	452398	4	Screw, M10-1.5 x 20 Hex Flange	
4	450378	4	Nut, M8-1.25 Hex Nylock	
5	4286011	1	Shaft, Steering	
6	4255270	2	Flange, Bearing	
7	365033	2	Bolt, 3/8-16 Shoulder	
8	10013097	1	Upper Steering Column	
9	4171880	1	• Ball Bearing	
10	2811364	1	Steering Wheel	
11	2811365	1	• Cover, Steering Wheel	
12	450455	1	Nut, M12-1.75 Hex Flange	
13	4247313	1	Spacer, Steering	
14	4247312	2	Spacer, Steering Column	
15	4254630	1	Pin	
16	4254650	2	Bearing	
17	548357	2	Retaining Ring	
18	4186561	1	Actuator, Tilt Steering	
19	450400	8	Washer, M8 Flat	
20	4247350	1	Spacer, Steering Lower Actuator	
21	4189046	1	Spacer	
22	450027	1	Screw, M8-1.25 x 100 mm Hex Head	
23	4212440	1	Rear Cover	
24	416911	2	Screw, #10-24 x 1/2" Thread Cutting	
25	444782	2	Locknut, #10-24 Hex Center	
26	450014	4	Screw, M8-1.25 x 30 Hex Head	
27	809203	1	Grommet	
28	10007637	1	Steering Master Unit	
29	461361	1	Roll Pin, 1/8 x 3/4"	
30	10015331	1	Cable Mount Bracket	
31	10026721	1	Adoptive Clip	
32	366827	1	Spacer, Pivot	

ECLIPSE 360

12.1 Rear Steering

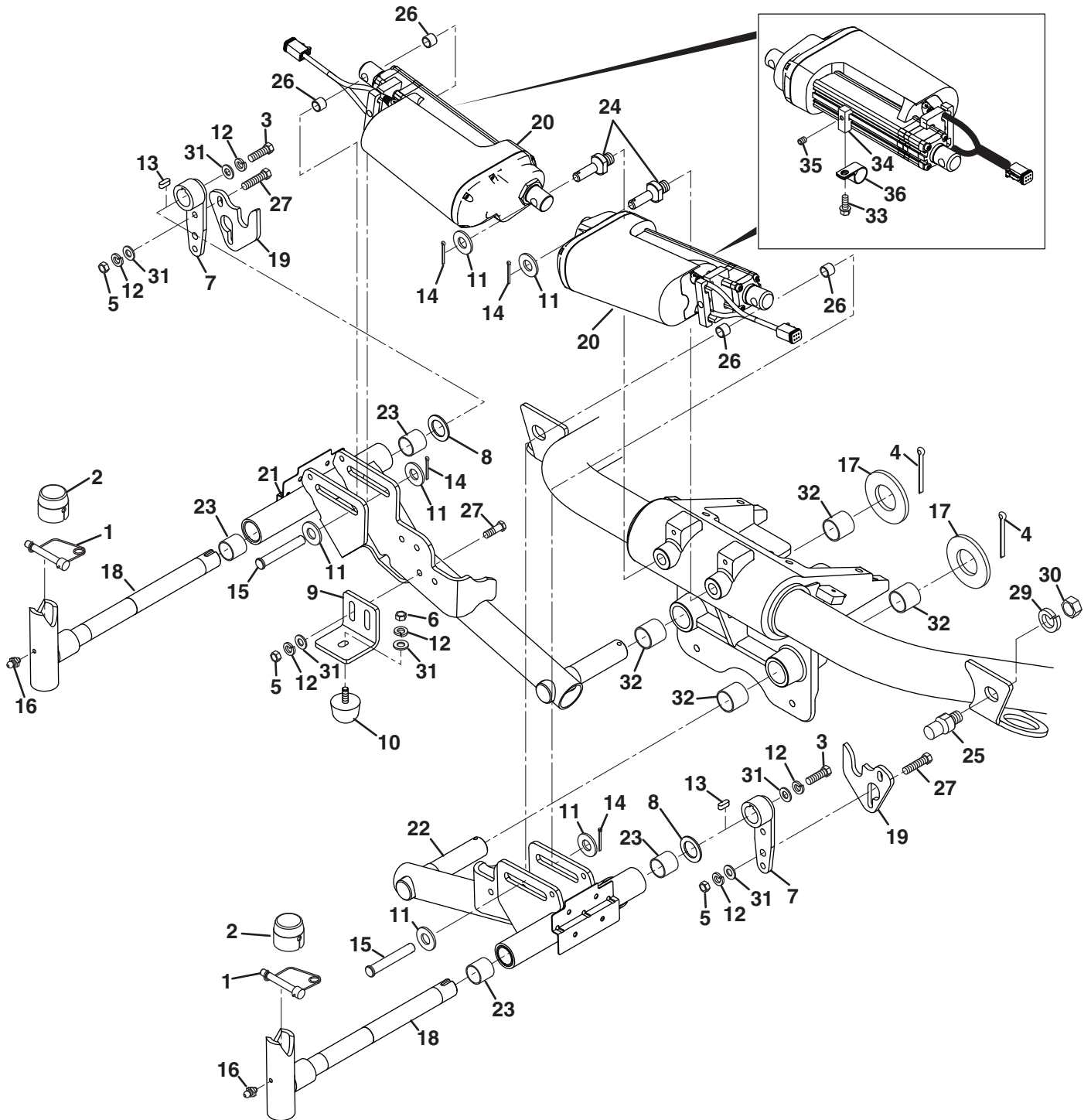
Steering Yoke Sensor



Item	Part No.	Qty.	Description	Serial Numbers/Notes
1	10029276	1	Power Steering Controller Assembly	
2	450712	2	Screw, M6-1 x 20 mm Hex Socket	
3	10002673	1	Brace, Controller	
4	601476	8	Locknut, M6-1 Hex Flange	
5	452378	4	Screw, M6-1 x 20 mm Hex Flange	
6	450714	4	Screw, M6-1 x 30 mm Hex Socket	
7	4134028	4	Lug Nut, M6	
8	450400	2	Washer, M8 Flat	
9	4227020	1	Cover, Rear Controller	
10	4181860	1	Decal, Read Manual	
11	4194845	8	Washer, M6 Sealing	
12	64205-081	6	Screw, M6 x 25 mm Hex Head	Stainless Steel
13	696387	1	Motor, Power Steering	
14	4296911	1	Steering Motor Mount	
15	452390	7	Screw, M8-1.25 x 30 mm Hex Flange	
16	450453	6	Nut, M8-1.25 Hex	
17	450472	2	Screw, M8-1.25 x 25 mm Hex Flange	
18	4255670	1	Power Steering Stop	
19	10008728	1	Harness, Steering power	
20	4233560	1	Sensor, Steering Yoke	Non-Contact Sensor
21	N/S	1	• Actuator, Magnetic	
22	4167261	1	Sprocket, 20 Tooth, #40 Chain	
23	NS	2	• Set Screw, M8-1.25	
24	4194181	1	Sprocket, 60 Tooth, #40 Chain	
25	434036	1	Screw, 5/16-18 x 1-1/4" Hex Socket	
26	548183	1	Lock Washer, 5/16	
27	523185	1	Key, 1/4 x 1/4 x 1-1/2" Rounded Ends	
28	4166403	1	Chain, #40, 81 Pitches	
29	876431	1	• Connecting Link	
30	4236642	1	Mount, Sensor	
31	450699	2	Screw, M5-0.8 x 25 mm Hex Socket	
32	450388	2	Flat Washer, M5	
33	450409	2	Lock Washer, M5	
34	450322	4	Nut, M5-0.8 Hex	
35	450687	1	Screw, M4-0.7 x 12 mm Hex Socket	
36	4257272	1	Mount, Tie Clip Push-In	
37	306999	4	Lock Washer, 1/4 Internal Tooth	
38	452418	3	Nut, M6-1.00 Hex	
39	450388	5	Washer, M5	
40	450149	5	Screw, M5 x 12 mm Hex Head	
41	10047524	1	Controller Steering Bracket Bottom	
42	10047525	1	Controller Steering Bracket Top	
43	UK450191	2	Screw, Hex M8-1.25 x 20	
44	4167640	3	Cable Tie, FIR Tree	

ECLIPSE 360

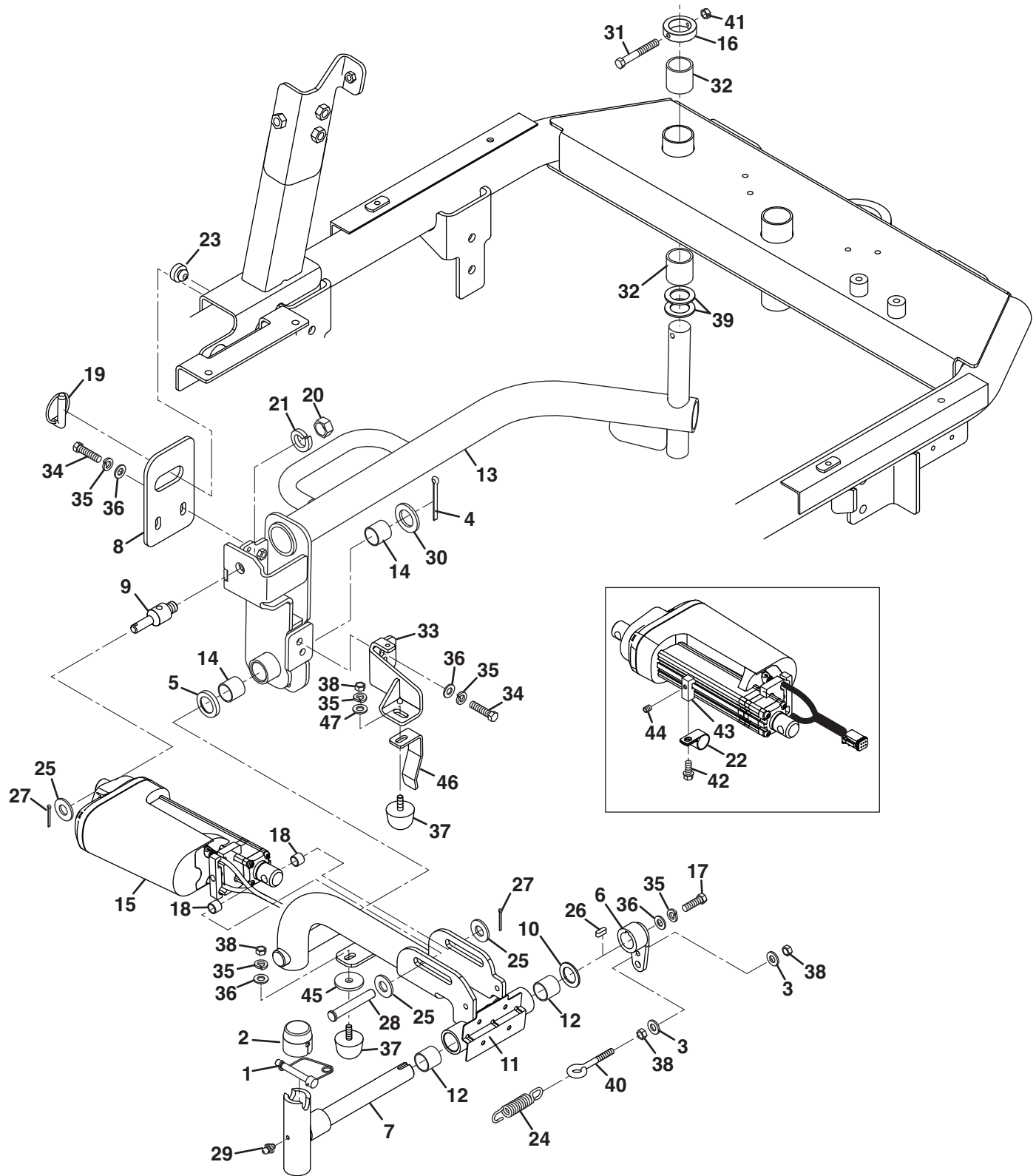
13.1 Front Lift Arms



Item	Part No.	Qty.	Description	Serial Numbers/Notes
1	3007798	2	Pin, Lock	
2	3008432	2	Cap, Swivel Housing	
3	450192	2	Screw, M8-1.25 x 25 mm Hex Head	
4	460054	2	Cotter Pin, 3/16 x 1-3/4"	
5	362539	8	Nut, M8-1.25 Hex	
6	443106	2	Nut, 5/16-18 Hex	
7	4150899	2	Link Arm	
8	345699	2	Washer, Shim	
9	4194642	2	Bracket, Stop	
10	523126	2	Bumper, Rubber	
11	450402	6	Flat Washer, M12	
12	450411	12	Lock Washer, M8	
13	4205040	2	Key	
14	460026	4	Cotter Pin, 1/8 x 3/4"	
15	461478	2	Clevis Pin, 1/2 x 3-5/32	
16	10389G3	2	Grease Fitting, 1/4-28	
17	352124	2	Flat Washer, 1-1/8"	
18	4163845	2	Pivot, Front Reel Steering	
19	4165142	2	Bracket, Stop	
20	10010136	2	Lift Actuator	
	10071481	1	• Actuator Cable	
21	680049	1	Right Front Lift Arm	Includes Item 23
22	4271532	1	Left Front Lift Arm	Includes Item 23
23	4168102	2	• Bushing, Polygon	
24	4172644	2	Boss, Actuator Pivot	
25	4168146	2	Shaft, Upstop	
26	4168182	4	Spacer, Lift Arm	
27	450014	8	Screw, M8-1.25 x 30 mm Hex Head	
28				
29	450425	2	Lock Washer, M16	
30	450334	2	Nut, M16-2 Hex	
31	450390	12	Flat Washer, M8	
32	4201960	4	Bushing	
33	403769	2	Screw, 1/4-20 x 1/2" Hex Flange	
34	4283282	2	Mount, Clip	
35	415511	2	Set Screw, 1/4-20 x 3/8" Cup Point	
36	345666	2	Clamp, 1/2" Hose	

ECLIPSE 360

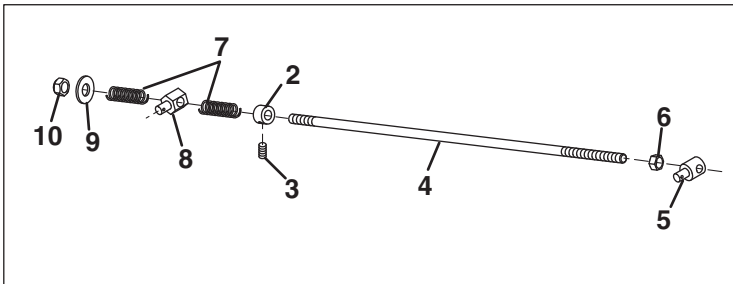
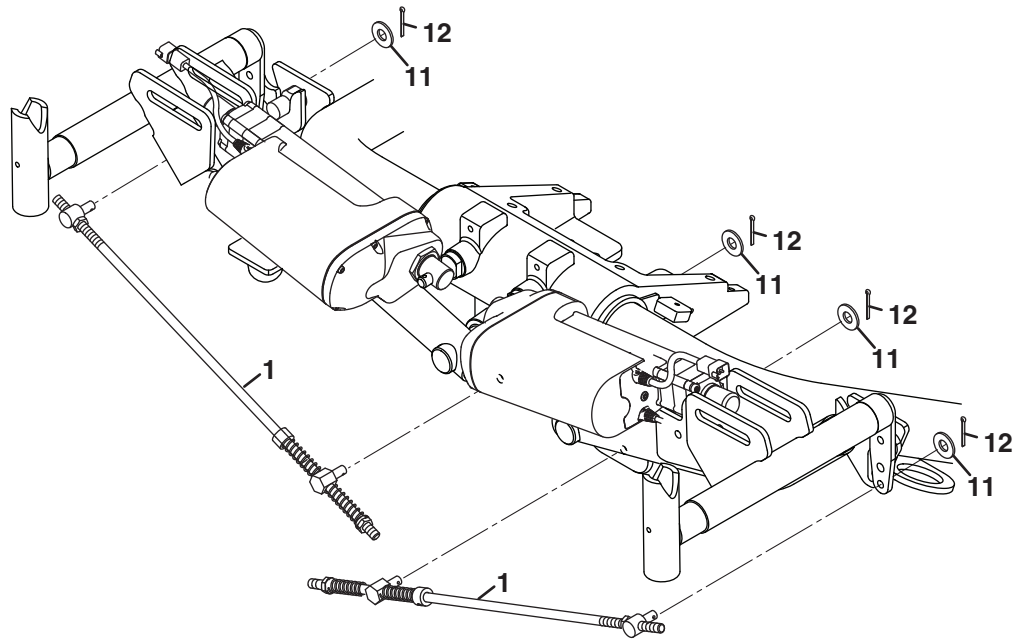
14.1 Center Lift Arms



Item	Part No.	Qty.	Description	Serial Numbers/Notes
1	3007798	1	Pin, Lock	
2	3008432	1	Cap, Swivel Housing	
3	453009	2	Flat Washer, 5/16	
4	460054	1	Cotter Pin, 3/16 x 1-3/4"	
5	10036374	1	Thrust Washer	
6	4176103	1	Link Arm	
7	4150902	1	Pivot, Center Reel Steering	
8	4172642	1	Bracket, Locking Pin	
9	4173240	1	Pin, Actuator Pivot	
10	345699	1	Washer, Shim	
11	679623	1	Center Lift Arm	
12	4168102	2	• Bushing, Polygon	
13	4156439	1	Center Reel Swing Arm	
14	4168102	2	• Bushing, Polygon	
15	10010136	1	Lift Actuator	
	10071481	1	• Actuator Cable	
16	4166981	1	Locking Collar	
17	450192	1	Screw, M8-1.25 x 25 mm Hex Head	
18	4168182	2	Spacer, Lift Arm	
19	3004894	1	Pin, Klik Type	
20	450334	1	Nut, M16-2 Hex	
21	450425	1	Lock Washer, M16	
22	345666	1	Clamp, 1/2" Hose	
23	810149	1	Bumper, Side	
24	4216320	1	Spring	
25	450402	3	Flat Washer, M12	
26	4205040	1	Key	
27	460026	2	Cotter Pin, 1/8 x 3/4"	
28	461478	1	Clevis Pin, 1/2 x 3-5/32	
29	10389G3	1	Grease Fitting, 1/4-28	
30	548173	1	Flat Washer, 1"	
31	400198	1	Screw, 5/16-18 x 2-1/4" Hex Head	
32	4168103	2	Bushing, Polygon	
33	4278131	1	Bracket, Center Stop	
34	450014	4	Screw, M8-1.25 x 30 mm Hex Head	
35	450411	7	Lock Washer, M8	
36	450390	6	Flat Washer, M8	
37	523126	2	Bumper, Rubber	
38	443106	4	Nut, 5/16-18 Hex	
39	2500477	2	Bushing	
40	800850	1	Eye Bolt, 5/16-18 x 2-1/4"	
41	444718	1	Locknut, 5/16-18 Hex Center	
42	403769	1	Screw, 1/4-20 x 1/2" Hex Flange	
43	4283282	1	Mount, Clip	
44	415511	1	Set Screw, 1/4-20 x 3/8" Cup Point	
45	10072347	1	Bump-stop Packing Piece	
46	10072903	1	Reel Bracket	
47	009072070	1	Plain Washer, M8 x 22	

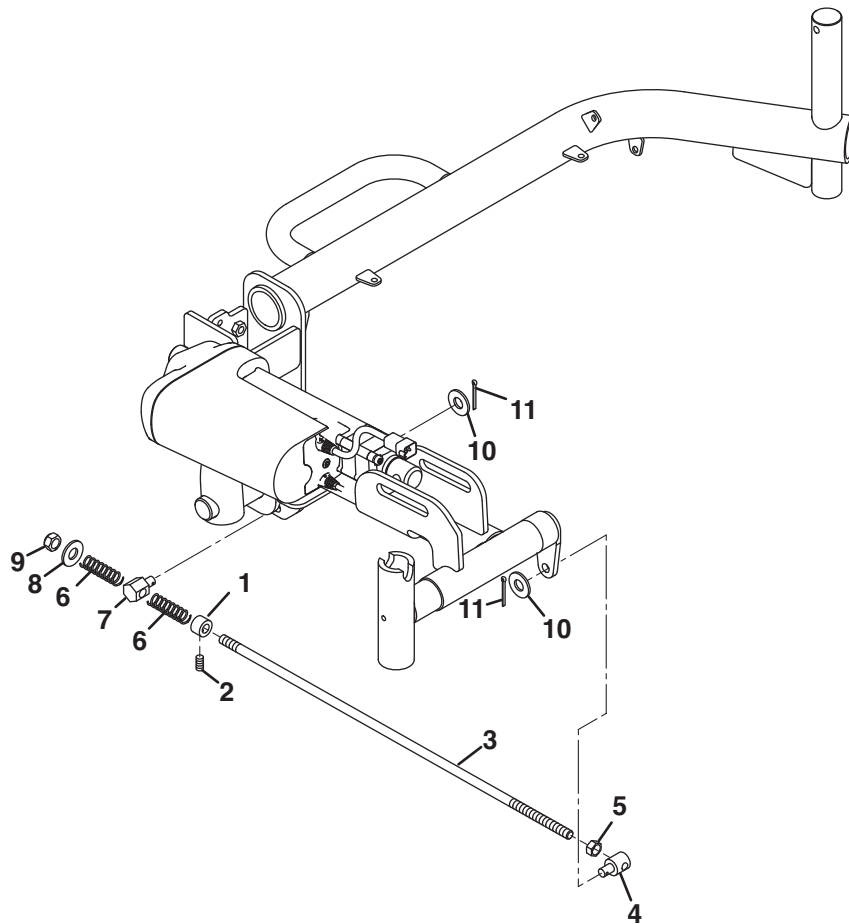
ECLIPSE 360

15.1 Front Reel Stabilizing Rods



Item	Part No.	Qty.	Description	Serial Numbers/Notes
1	N/S	2	Stabilizing Rod Assembly	
2	4150906	1	• Collar	
3	450959	1	• Set Screw, M6-1 x 8 mm	
4	4165125	1	• Rod	
5	4164785	1	• Pin, Connecting Rod	
6	450332	1	• Nut, M10-1.5 Hex	
7	814499	2	• Spring	
8	10043711	1	• Pin, Connecting	
9	450401	1	• Flat Washer, M10	
10	450379	1	• Nut, M10-1.5 Hex Nylock	
11	450401	4	Flat Washer, M10	
12	306328	4	Cotter Pin, 3/32 x 3/4"	

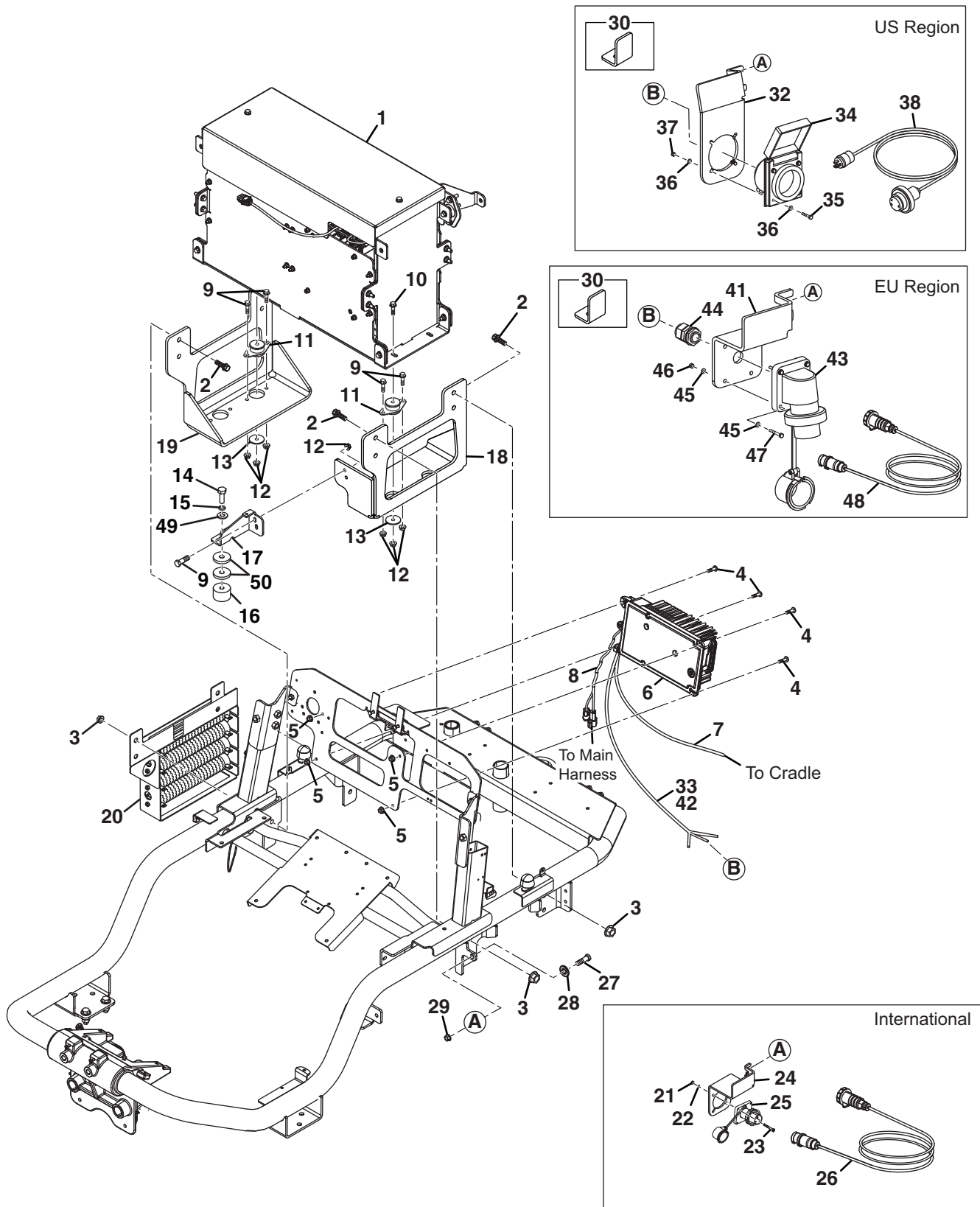
16.1 Center Reel Stabilizing Rod



Item	Part No.	Qty.	Description	Serial Numbers/Notes
1	4150906	1	Collar	
2	450959	1	Set Screw, M6-1 x 8 mm	
3	4165125	1	Rod	
4	4164785	1	Pin, Connecting Rod	
5	450332	1	Nut, M10-1.5 Hex	
6	814499	2	Spring	
7	4174380	1	Pin, Connecting	
8	450401	1	Flat Washer, M10	
9	450379	1	Nut, M10-1.5 Hex Nylock	
10	450401	2	Flat Washer, M10	
11	306328	2	Cotter Pin, 3/32 x 3/4"	

ECLIPSE 360

17.1 Battery Power Module

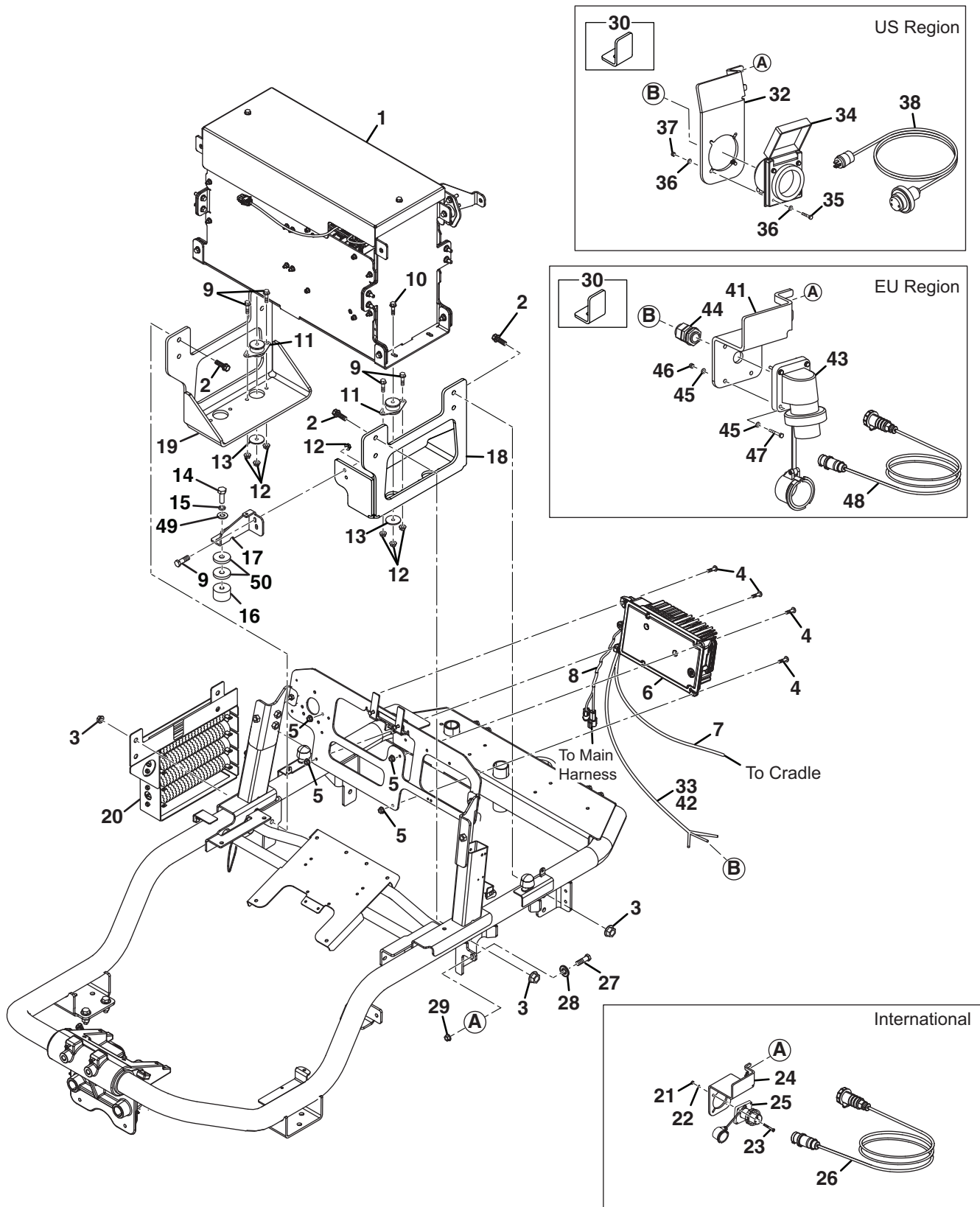


Item	Part No.	Qty.	Description	Serial Numbers/Notes	
1	N/S	1	Battery, 5 Module Pack	See 18.1	
2	452411	8	Screw, M12-1.75 x 40 mm Hex Head		
3	450455	8	Nut, M12-1.75 Hex Flange		
4	00414G7	4	Screw, 1/4- 20 Cap Hex Head		
5	548910	4	Nut, 1/4-20 Hex Flange		
6	10001948	1	Battery Charger		See 18.1 for battery connections Not Illustrated
*	900-0130	1	Cord Clamp & Plastic Cover		
*	900-0123	1	Fan Kit		
7	10010838	1	Charger, DC Cable		
8	10006523	1	Harness, Charger		
9	452390	10	Screw, M8-1.25 x 30 mm Hex Flange		
10	452393	4	Screw, M8-1.25 x 60 mm Hex Head		
11	3006143	4	Mount, Isolation		
12	450453	14	Nut, M8-1.25 Hex Flange		
13	367559	4	Washer, Isolation		
14	450215	1	Screw, M10 x 30 mm Hex Head		
15	450412	1	Lock Washer, M10		
16	4245850	1	Bumper, Stop		
17	4278131	1	Bracket, Rear Stop		
18	10002500	1	Bracket, Left Cradle Mount		
19	10002523	1	Bracket, Right Cradle Mount		
20	4179065	1	Resistor Bank Assembly	See 21.1 Includes Items 21 - 26 Includes Items 27 - 30, 31, 38, 39 Includes Items 27 - 30, 39, 40, 48	
	10022289	1	Kit - International Receptacle		
	10047338	1	Kit - US Charger Receptacle		
	10047815	1	Kit - EU Charger Receptacle		
21	450377	4	• Nut, M6-1 Hex Nylock		
22	450389	4	• Flat Washer, M6		
23	450173	4	• Screw, M6 x 20 mm Hex Head		
24	4258092	1	• Bracket, Charger Connector		
25	10022286	1	• Charger Receptacle, 16A		
26	4263491	1	• Main Lead Assembly		
27	UK450014	1	• Bolt Hex, M8-1.25 x 30 mm		
28	UK450390	1	• Washer - M8 x 17 x 1.8		
29	UK452436	1	• Nut - Hex M8 Flange Nyloc		
30	10006323	1	• Battery Plug Tightening Plate		
31	10047347	1	• US Charger Receptacle, Assembly		Includes Items 32 - 37
32	4233800	1	• • Bracket, Charger Connector		
33	10010459	1	• • Cable, Charger Receptacle		
34	10010839	1	• • Power Inlet, Receptacle		
35	UK450136	4	• • Screw - Hex, M4 - 0.7 x 25		
36	UK450387	8	• • Washer, M4 x 9 x 0.9		
37	UK452717	4	• • Nut - Hex, M4 - 0.7		
38	10047821	1	• Mains Lead Assembly		

Parts List Continued On the Next Page

ECLIPSE 360

17.1 Battery Power Module (Cont)

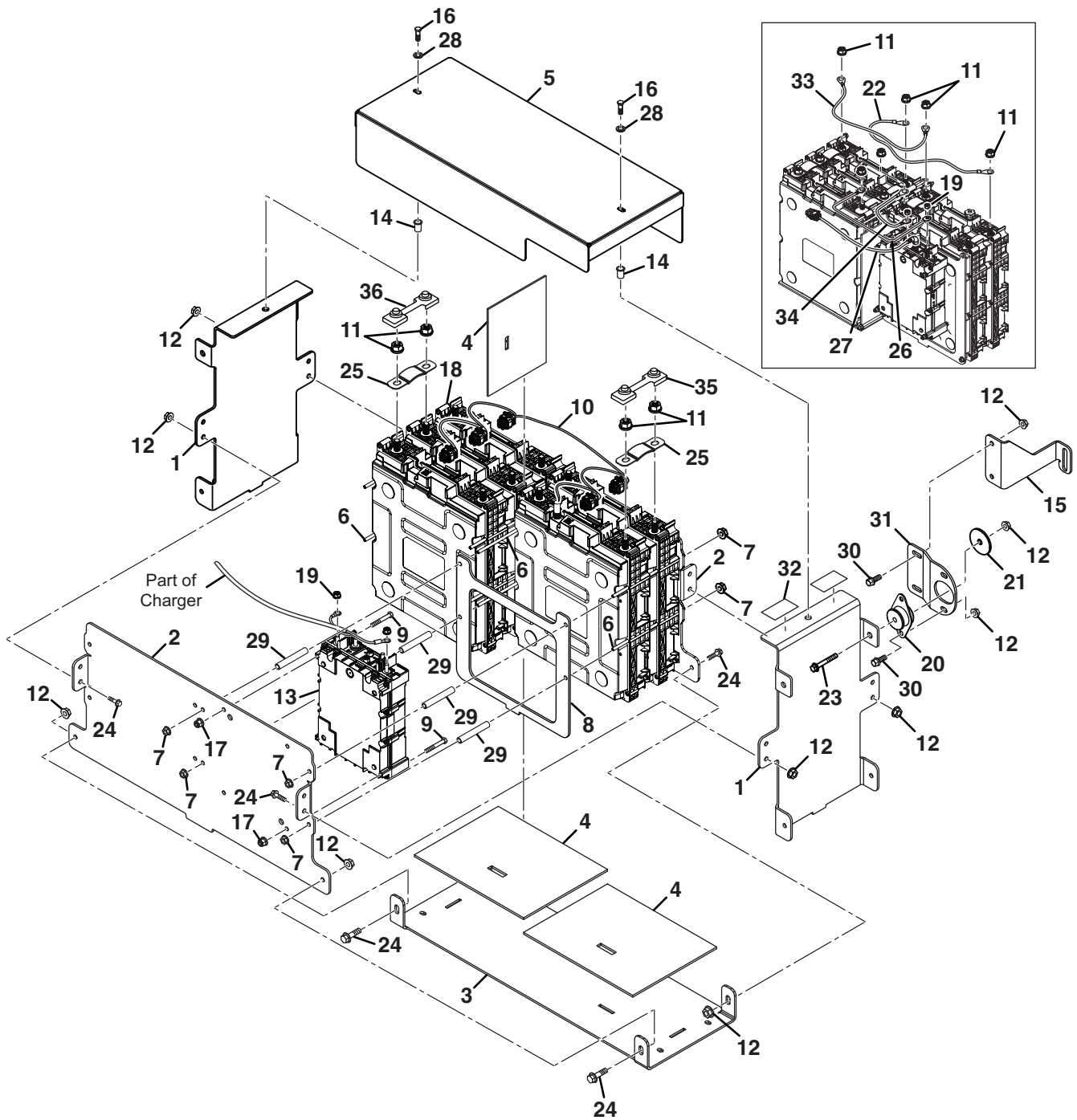


Item	Part No.	Qty.	Description	Serial Numbers/Notes
39	680001941	5	• Cable Tie	Not Illustrated
40	10047342	1	• EU Charger Receptacle, Assembly	Includes Items 41 - 47
41	10047751	1	• • Bracket, EU Receptacle	
42	10010459	1	• • Power Inlet, Receptacle	
43	10047791	1	• • Charger Receptacle, 16A, 230V	
44	10047786	1	• • M20 Cable Gland with Locknut	
45	UK450387	8	• • Washer, M4 x 9 x 0.9	
46	UK452717	4	• • Nut - Hex, M4 - 0.7	
47	UK450137	4	• • Screw - Hex M4 - 0.7 x 30	
48	4263491	1	• Main Lead Assembly	
49	450401	1	Flat Washer, M10	
50	10072347	2	Packing Piece	
51	10001404	2	Motor Jumper, Front	Not Illustrated
52	4298092	1	Motor Jumper	Not Illustrated

ECLIPSE 360

18.1 Battery, 5 Module Pack

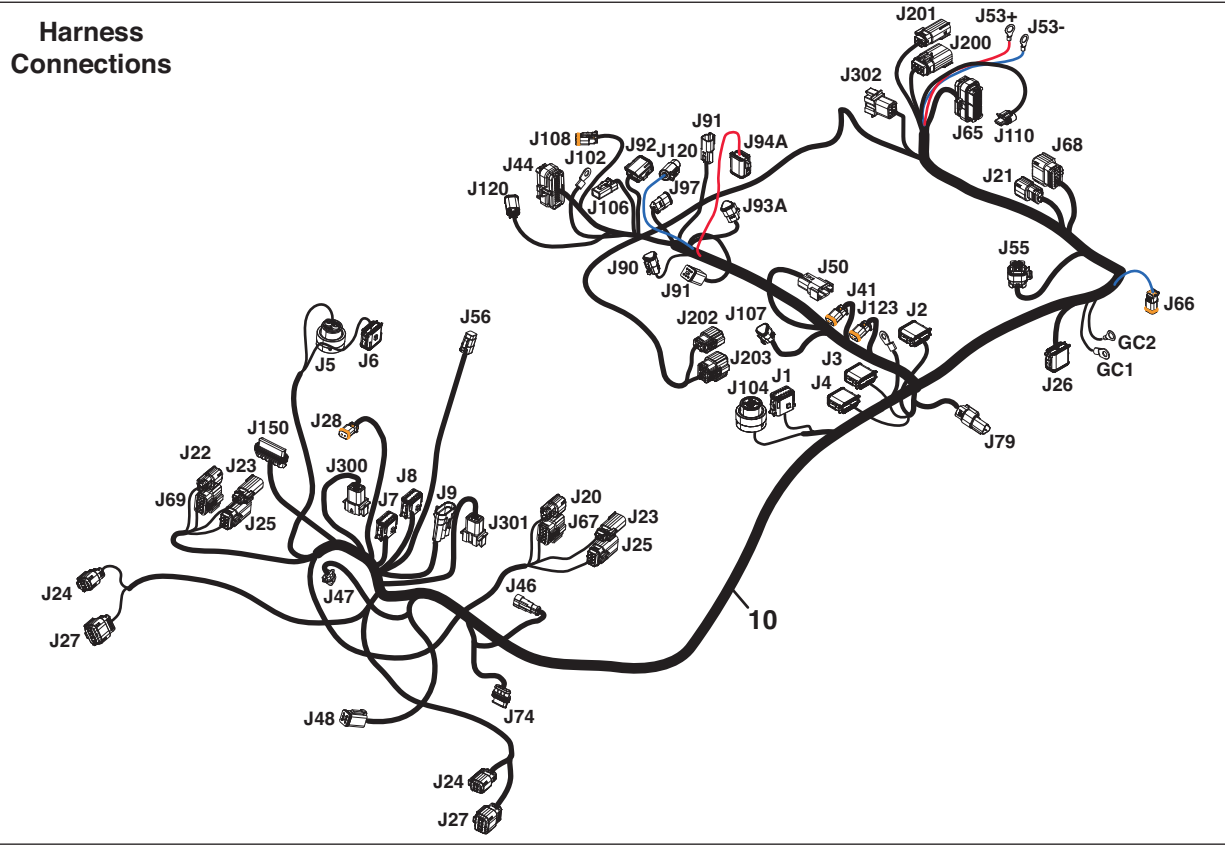
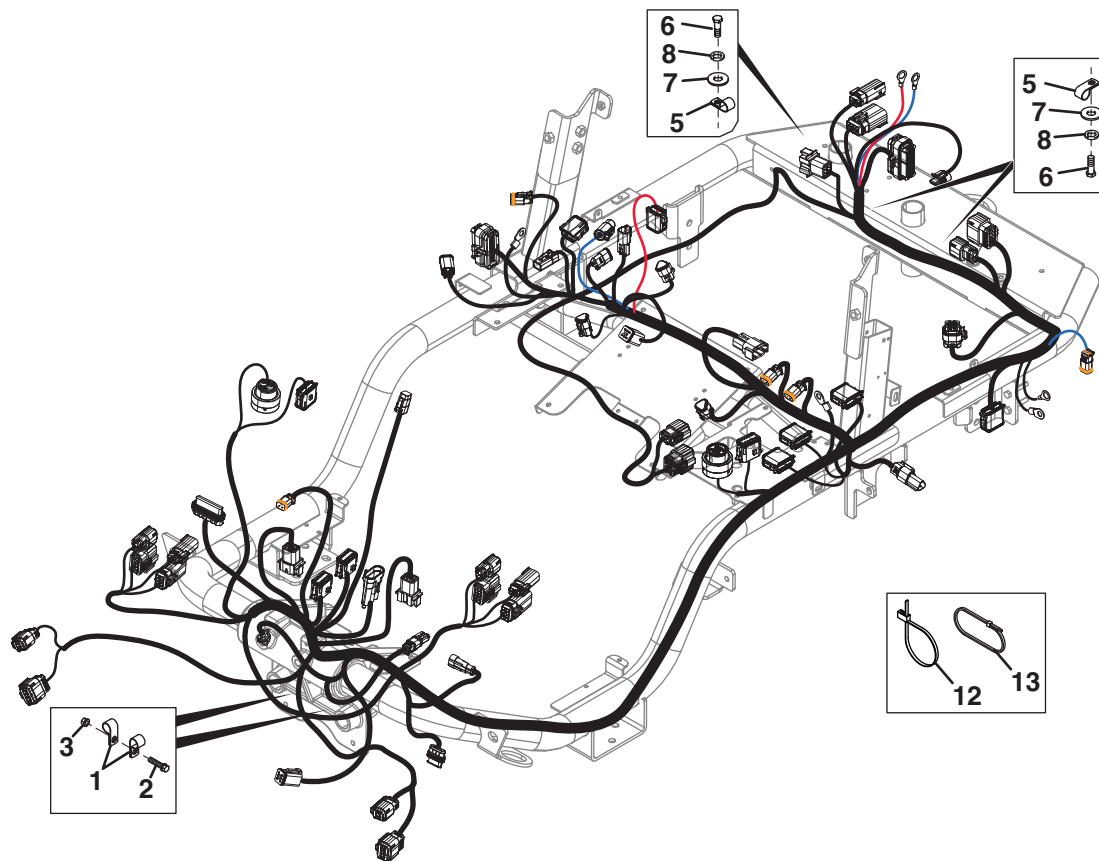
Battery Power Module



Item	Part No.	Qty.	Description	Serial Numbers/Notes
1	10002112	2	Bracket, Side Support	
2	10001998	2	Support Bracket	
3	10002040	1	Bottom Support Plate	
4	10002137	3	Mat, 3/16" Rubber	
5	10002140	1	Cover, Battery	
6	10002042	8	Threaded Rod, 1/4"-20	
7	450452	16	Nut, 1/4-20 Hex Flange	
8	10005515	1	Bracket, Battery Clamp	
9	450013	4	Hex Bolt, M6 x 90mm	
10	10004831	1	Harness, 5 Mod Pack	
11	697858	10	Nut, M12 x 1.75	
12	450453	17	Nut, M8-1.25 Hex Flange	
13	10007857	1	Battery Management System	
14	UK450370	2	Nutsert, M8-1.25 x 20.5mm	
15	10007912	1	Support Bracket, Isolator	
16	450190	2	Screw, M8-1.25 x 16 mm Hex Head	
17	UK452435	4	Locknut, M6 Hex Flange	
18	695787	5	Battery, Cell Module	
19	659134	4	Nut, M8x1.25 Conical	
20	3006143	1	Mount, Isolation	
21	367559	1	Washer, Isolation	
22	10010451	1	Battery Cable, 6AWG	Connect cable +ve and -ve of Battery
23	452392	1	Screw, M8-1.25 x 50 mm Hex Head	
24	452389	12	Screw, M8-1.25 x 25 mm Hex Flange	Grade 8.8
25	697427	6	Busbar, Insulated	
26	10010460	1	Battery Cable, 6AWG	Connect Battery to BMS
27	652090	1	Harness	BMS to Main Harness
28	450390	2	Flat Washer, M8	
29	10046074	4	Spacer, Module Pack	
30	450471	4	Screw, M8-1.25 x 20 mm Hex Flange	
31	10007297	1	Support Plate, Isolator	
32	10005781	4	Sealing Foam 100 x 40 x 3 mm	
33	10074284	1	Battery Cable, 6AWG	Connect cable +ve and -ve of Battery
34	10074287	1	Battery Cable, 6AWG	Connect Battery to BMS
35	10005220	3	Terminal Boot	
36	10005220G01	3	Terminal Boot, Black	

ECLIPSE 360

19.1 Main Harness Routing Individual Motor Controllers



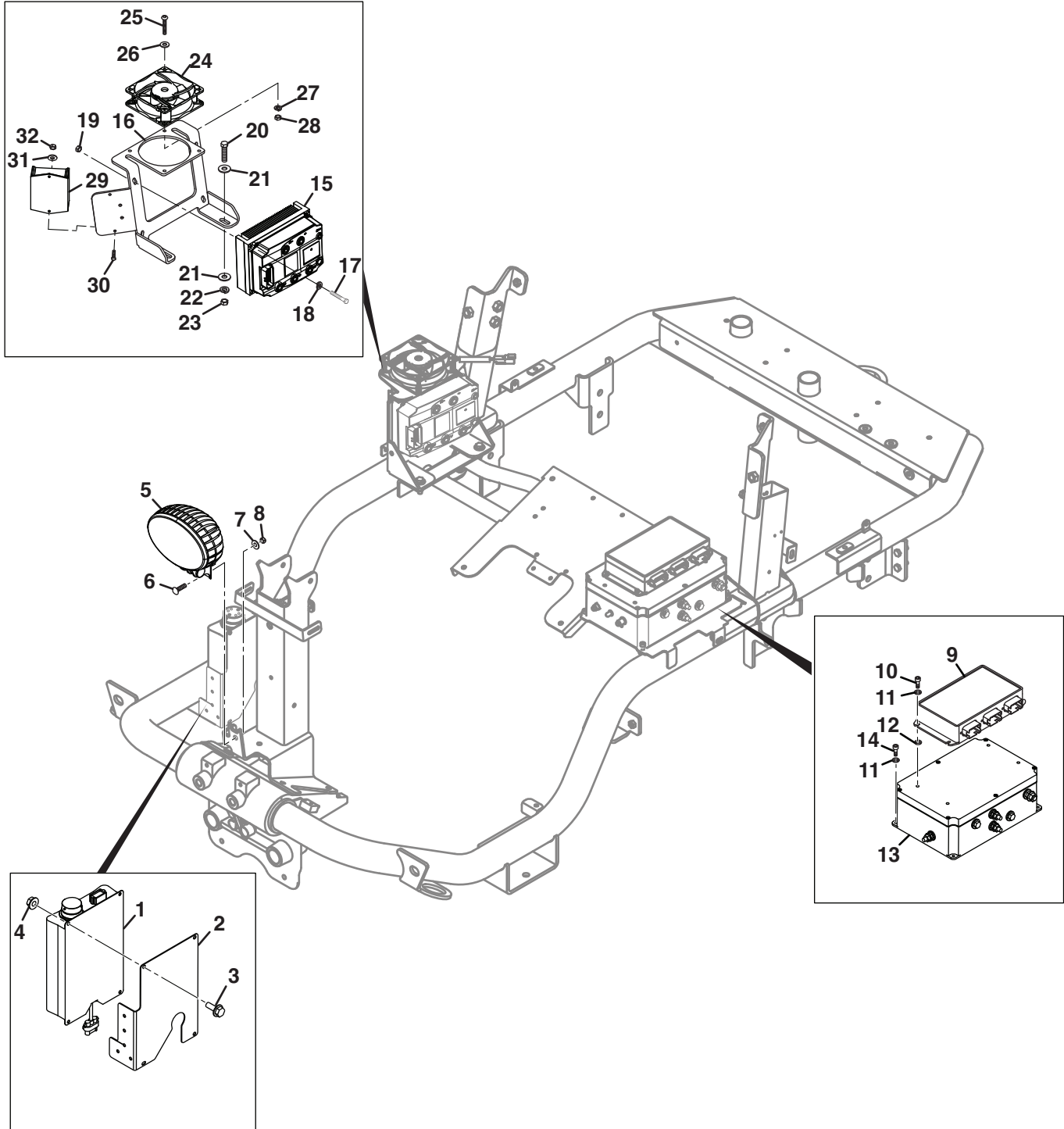
Item	Part No.	Qty.	Description	Serial Numbers/Notes
1	469021633	2	Hose Clip.	Not Shown
2	452391	1	Screw, M8-1.25 x 40 mm Hex Flange	
3	450453	1	Nut, M8-1.25 Hex Flange	
4	4263630	1	Harness, Resistor Bank	
5	364190	3	Clamp, 1-1/8" I.D.	
6	450172	4	Screw, M6-1 x 25 mm Hex Head	
7	450399	4	Flat Washer, M6	
8	450421	3	Lock Washer, M6	
9	473142	AR	Cable Tie, 3/16 x 14"	
10	10020985	1	Harness, Main	
	4293091	1	• Card, 100 μ F Capacitor	
11	4222601	1	• CAN 120 Ohm Resistor	
12	4167640	AR	Cable Tie, Fir Tree	
13	473196	3	Cable Tie, 3/8 x 30"	

Harness Connections

Connector	Component	Connector	Component
J1	PDU	J75	Brake Protection Diode
J2	MCU Controller	J90	Armrest Harness CAN
J3	MCU Controller	J91	Armrest Harness
J4	MCU Controller	J92 ■	Genset
J5	RCU Input	J97 ■	Genset
J6	RCU Left Reel Output	J102	Resistor Ground
J7	RCU Center Reel Output	J104	PDU
J8	RCU Right Reel Output	J106	Armrest Harness Power Outlet
J9	RCU Reel Power Output	J107 ■	Dome Light
J20	Left Reel Controller Power	J108	Traction Controller Fan
J21	Center Reel Controller Power	J110	Steering Yoke Sensor
J22	Right Reel Controller Power	J120	BRC Controller
J23, J25	Reel Motor Control Unit	J123	ROPS Light
J24, J27	Reel Motor	J150	Capacitor Card
J26 ■	Engine Harness	J200	Center RMCU
J28	Front Headlight	J201	Center RMCU
J41	Seat Switch Harness	J202	Center Reel Motor
J44	Traction Controller	J203	Center Reel Motor
J46	Traction Motor Temperature	J300	Right Reel Actuator Control
J48	Traction Pedal Sensor	J301	Left Reel Actuator Control
J49	Brake Pedal Sensor	J302	Center Reel Actuator Control
J55	Power Steering Motor Control	J53 +	B+
J56	Steering Master Unit	J53 -	B-
J65	Steering Controller	J93A	3WD Option Harness CAN
J66 ▲	Diesel Engine Harness	J94A	3WD Option Harness
J67	Left Reel Controller Control	GC1	Ground Stud 1
J68	Center Reel Controller Control	GC2	Ground Stud 2
J69	Right Reel Controller Control	J50	BMS
J74	Traction Motor Control		
■ Not used on ELiTE Powered Mowers		▲ Used on Diesel Hybrid Powered Mowers Only	

ECLIPSE 360

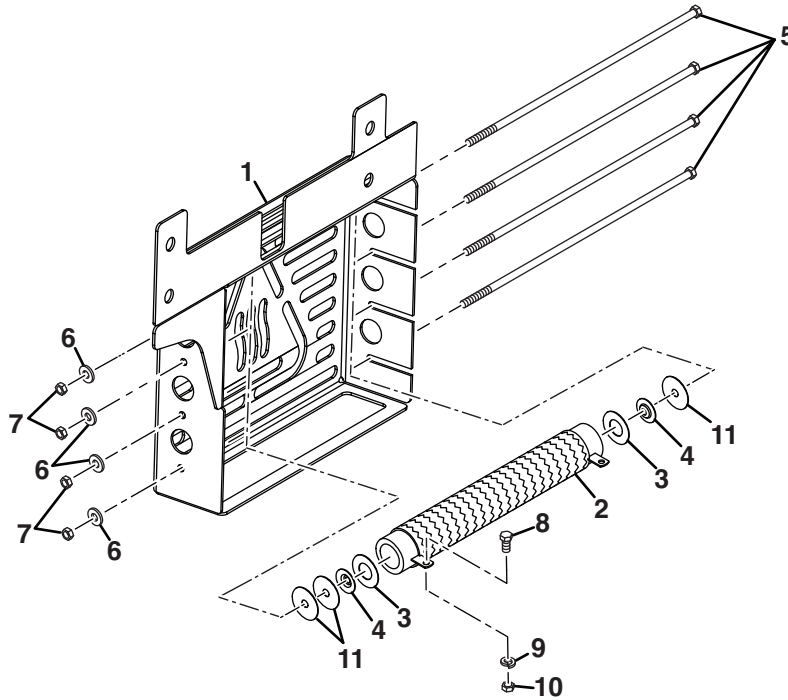
20.1 Controller Installation



Item	Part No.	Qty.	Description	Serial Numbers/Notes
1	10029287	1	RCU Controller Assembly	
2	10013115	1	Bracket, RCU	
3	450465	4	Screw, M6-1.00 x 16 mm Hex Flange	
4	452418	4	Nut, M6-1.00 Hex	
5	673825	1	Headlight, 48V Oval LED	
6	N/S	1	• Bolt, 5/16-24 x 1-1/2"	
7	N/S	1	• Lock Washer, 5/16 Heavy	
8	N/S	1	• Nut, 5/16-24 Hex	
9	10029282	1	MCU Controller Assembly	
10	450687	4	Screw, M4-0.7 x 12 mm Hex Socket	
11	450408	8	Lock Washer, M4	
12	450387	4	Flat Washer, M4	
13	4166395	1	PDU	See 33.1
14	450710	4	Screw, M6 x 12 mm Hex Socket	
15	10029275	1	TCU Controller Assembly	
16	4191860	1	Bracket, TCU	
17	400124J	4	Screw, 1/4 - 20 x 2.5" Hex Head	
18	446130	4	Lock Washer, 1/4"	
19	548910	4	Nut, 1/4 - 20	
20	450193	2	Screw, M8-1.25 x 30 mm Hex Head	
21	450400	4	Flat Washer, M8	
22	450422	2	Lock Washer, M8	
23	450324	2	Nut, M8-1.25 Hex	
24	4295533	1	Fan, TCU	
25	450134	4	Screw, M4-0.7 x 16 mm Hex Socket	
26	450387	4	Flat Washer, M4	
27	450408	4	Lock Washer, M4	
28	450321	4	Nut, M4-0.7 Hex	
29	4263693	1	BRC Controller	
30	450134	2	Screw, M4-0.7 x 16 mm Hex Head	
31	450397	2	Flat Washer, M4	
32	450321	2	Nut, M4-0.7 Hex	
33	450324	4	Locknut, M8-1.25 Hex	Not shown
34	450710	4	Screw, M6-1.00 x 12 mm Hex Socket	Not shown
35	447512	2	Lock washer, 5/16 Internal/External	Not shown

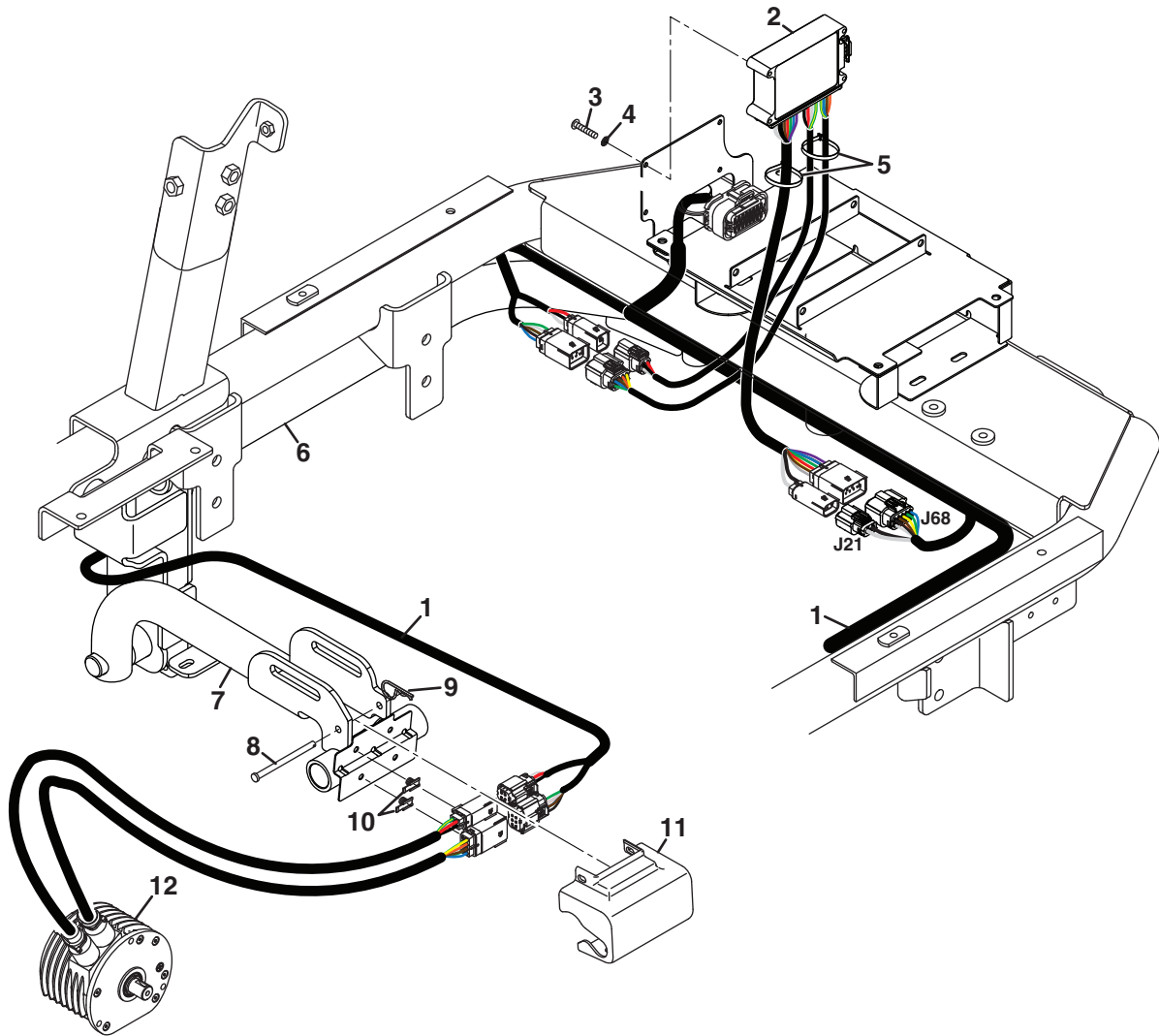
ECLIPSE 360

21.1 Resistor Bank



Item	Part No.	Qty.	Description	Serial Numbers/Notes
1	4179064	1	Bracket, Resistor Bank	
2	4179066	4	Rib Wound Resistor Assembly	
	4230000	1	• Resistor Hardware Pack	
3	N/S	2	• • Mica Washer	
4	N/S	2	• • Center Washer	
5	N/S	1	• • Screw, 1/4-20 x 12-1/2" Hex Head	
6	453023	1	• Flat Washer, 1/4	
7	443102	1	• Nut, 1/4-20 Hex	
8	450169	8	Screw, M6-1 x 14 mm Hex Head	
9	450421	8	Lock Washer, M6	
10	450323	8	Nut, M6-1 Hex	
11	10063861	12	Resistor bracket Spacer	

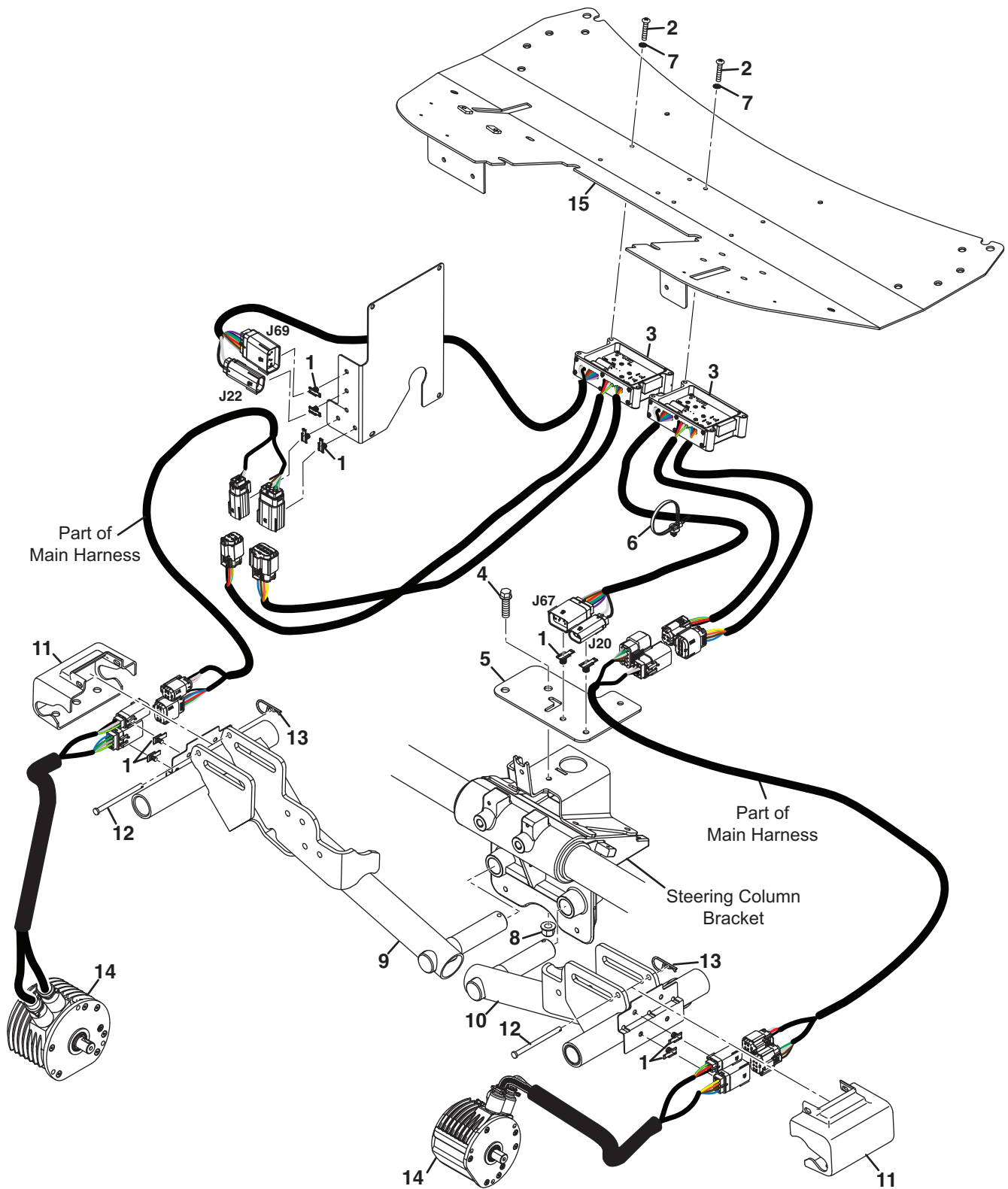
22.1 Center Reel Motor Controller



Item	Part No.	Qty.	Description	Serial Numbers/Notes
1	10020985	1	Harness, Main	See 19.1
2	4253190	1	Controller, Reel Motor	
3	800299	4	Screw, #10-24 x 1" Fillister Head	
4	306998	4	Lock Washer, #10 Internal/External	
5	473142	2	Cable Tie, 3/16 x 14"	
6	4156439	1	Center Reel Swing Arm	See 14.1
7	679623	1	Center Lift Arm	See 14.1
8	400067	1	Clevis Pin, 1/4 x 3"	
9	10003926	1	Hairpin	
10	4269211	2	Clip, Reel Motor Connector	
11	4269210	1	Cover, Motor Connector	
12	4261470	1	Motor, Reel	See 26.1

ECLIPSE 360

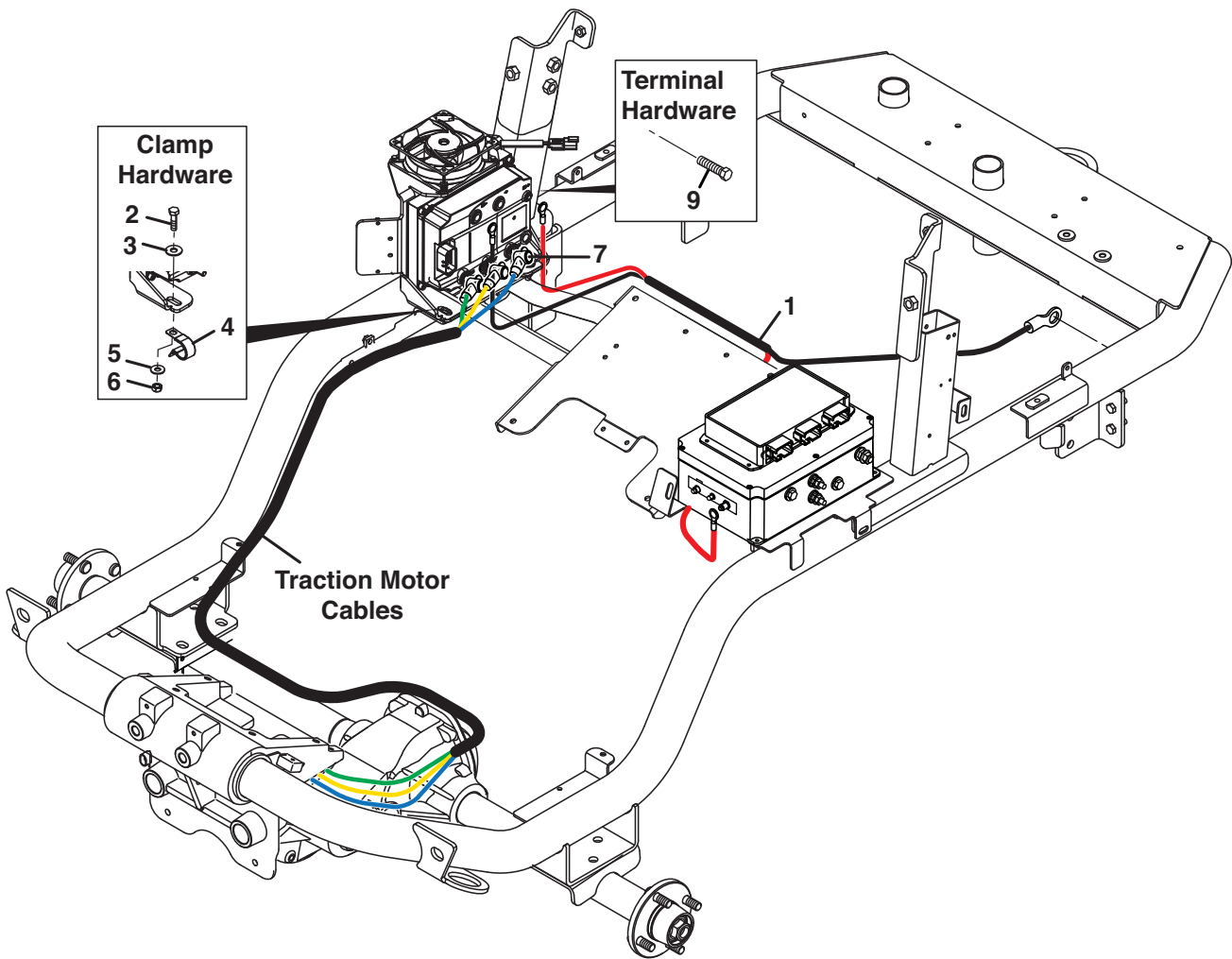
23.1 Front Reel Controllers



Item	Part No.	Qty.	Description	Serial Numbers/Notes
1	4269211	10	Clip, Reel Motor Connector	
2	800299	8	Screw, #10-24 x 1" Fillester Head	
3	4253190	2	Controller, Reel Motor	
4	450472	1	Screw, M8-1.25 x 25 mm Hex Flange	
5	10013076	1	Bracket, Left Controller Mounting	
6	4167640	1	Cable Tie, Fir Tree	
7	306998	8	Lock Washer, #10 Internal/External	
8	UK450453	1	Nut, M8-1.25 Hex	
9	680049	1	Right Front Lift Arm	See 13.1
10	4271532	1	Left Front Lift Arm	See 13.1
11	4269210	2	Cover, Motor Connector	
12	400067	2	Clevis Pin, 1/4 x 3"	
13	10003926	2	Hairpin	
14	4261470	2	Motor, Reel	See 26.1
15	10013118	1	Floorboard	See 9.1

ECLIPSE 360

24.1 TCU Cables

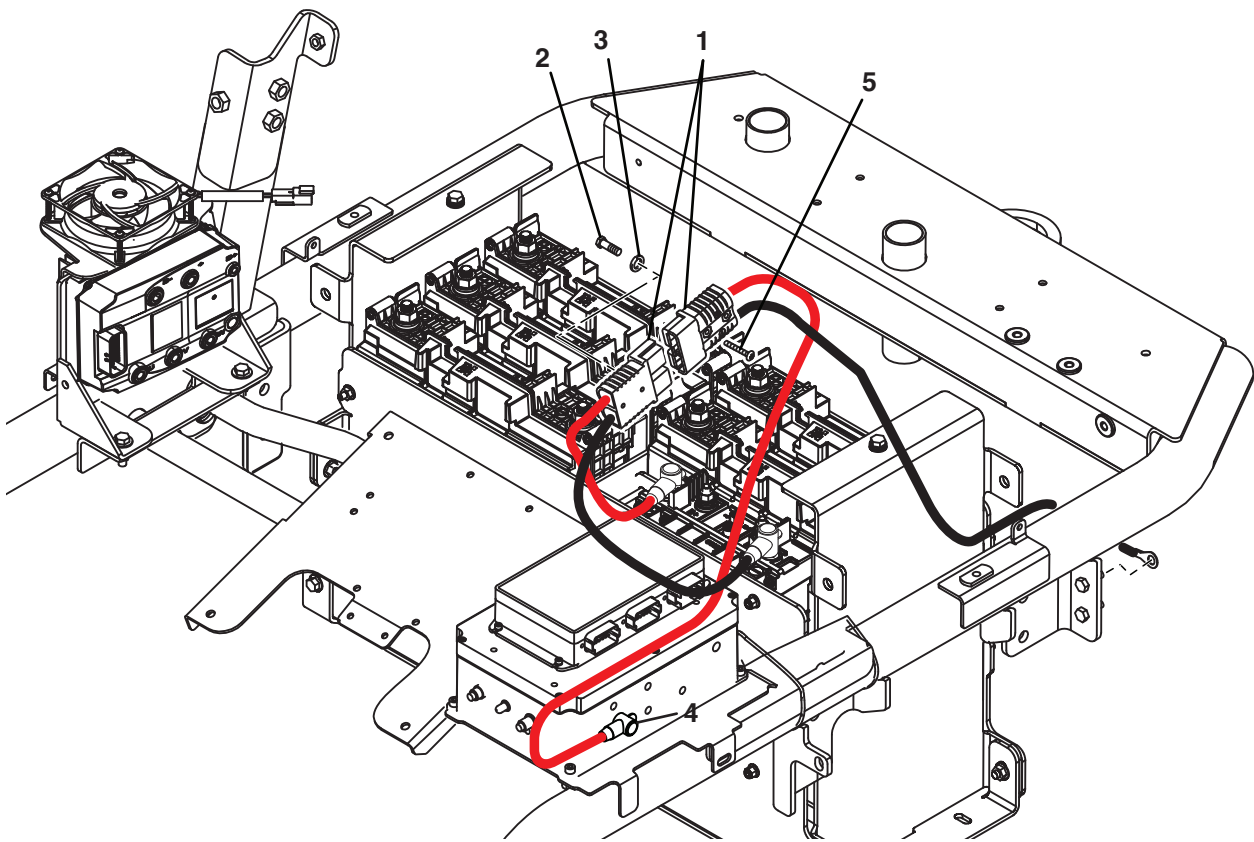


Item	Part No.	Qty.	Description	Serial Numbers/Notes
1	10020151	1	Harness, Traction Power	
	N/S	1	Positive (Red) Cable	Traction Contactor Stud to TCU B+
	N/S	1	Negative (Black) Cable	TCU B- to Ground Stud
2	450193	2	Screw, M8-1.25 x 30 Hex	
3	450400	4	Flat Washer, M8	
4	363514	1	Clamp	
5	450422	2	Lock Washer, M8	
6	450324	2	Nut, M8-1.25 Hex	
7	840177	3	Boot, Terminal	
8	473142	2	Cable Tie, 3/16 x 14"	Traction power harness to frame
9	450472	5	Screw, M8-1.25 x 25 Flanged	
10	10037849	2	Plug Assembly, 2 Pin	Not Illustrated
11	10035196	2	Dust Cap, 3 Pin	Not Illustrated
12	10035198	2	Dust Cap, 8 Pin	Not Illustrated
13	10058763	1	Dust Cap, 12 Pin Plug	Not Illustrated

ECLIPSE 360

25.1 Battery Power Module Battery Cable

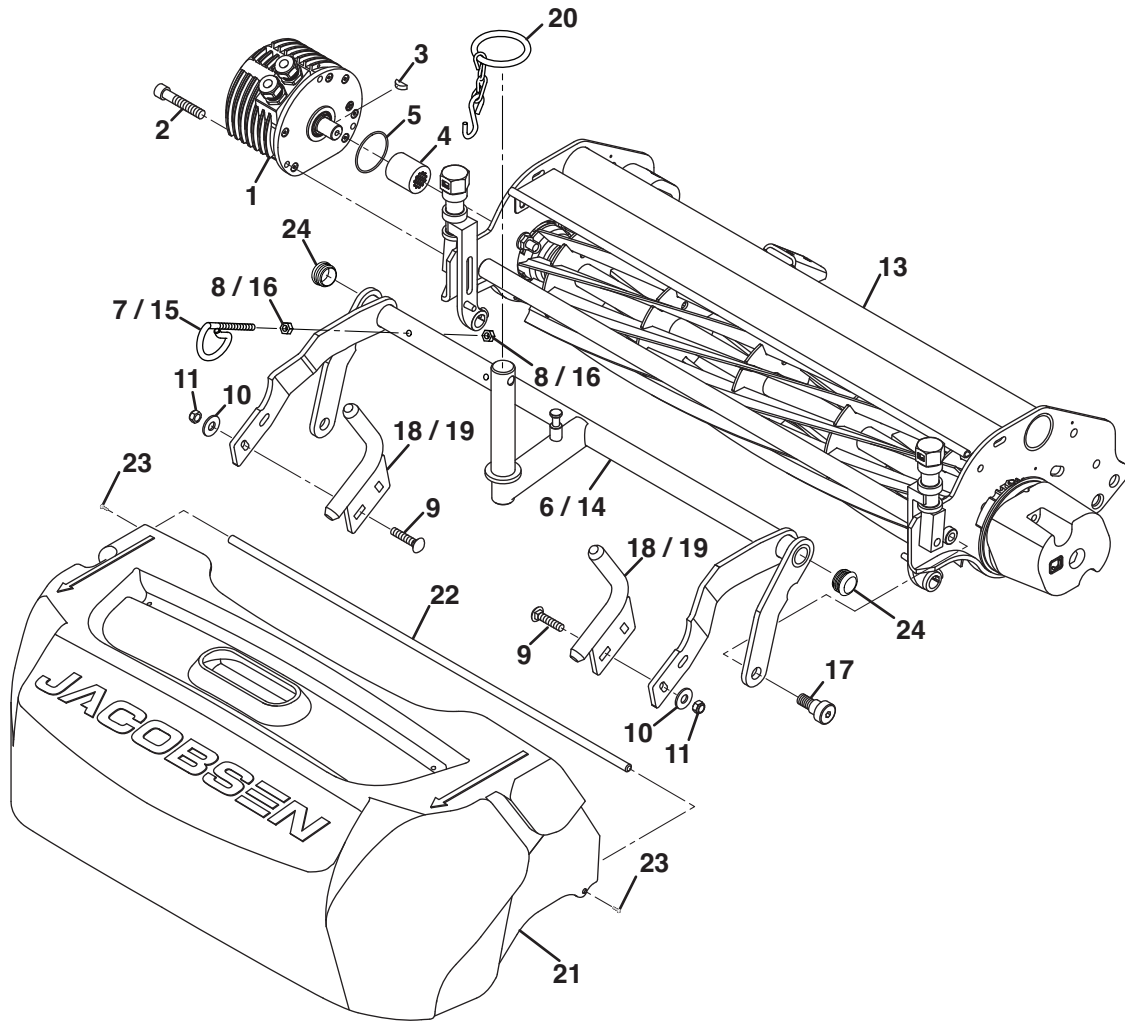
Battery, 5 Module Pack



Item	Part No.	Qty.	Description	Serial Numbers/Notes
1	4168038	1	Battery Cables Assembly	See 18.1 for Battery Connection
	840572	2	• Plug, 175 Amp Blue	
	N/S	1	• Positive (Red) Cable	Power Connector to 48V Stud
	N/S	1	• Negative (Black) Cable	Power Connector to Ground Stud
	N/S	1	• Positive (Red) Cable	Battery + to Power Connector
	N/S	1	• Negative (Black) Cable	Battery - to Power Connector
2	450003	2	Screw, M6-1 x 40 mm Hex Head	
3	446130	2	Lock Washer, 1/4 Heavy	
4	840177	1	Boot, Terminal	
5	4220560	2	Screw, M3.5-0.6 x 30 mm	

ECLIPSE 360

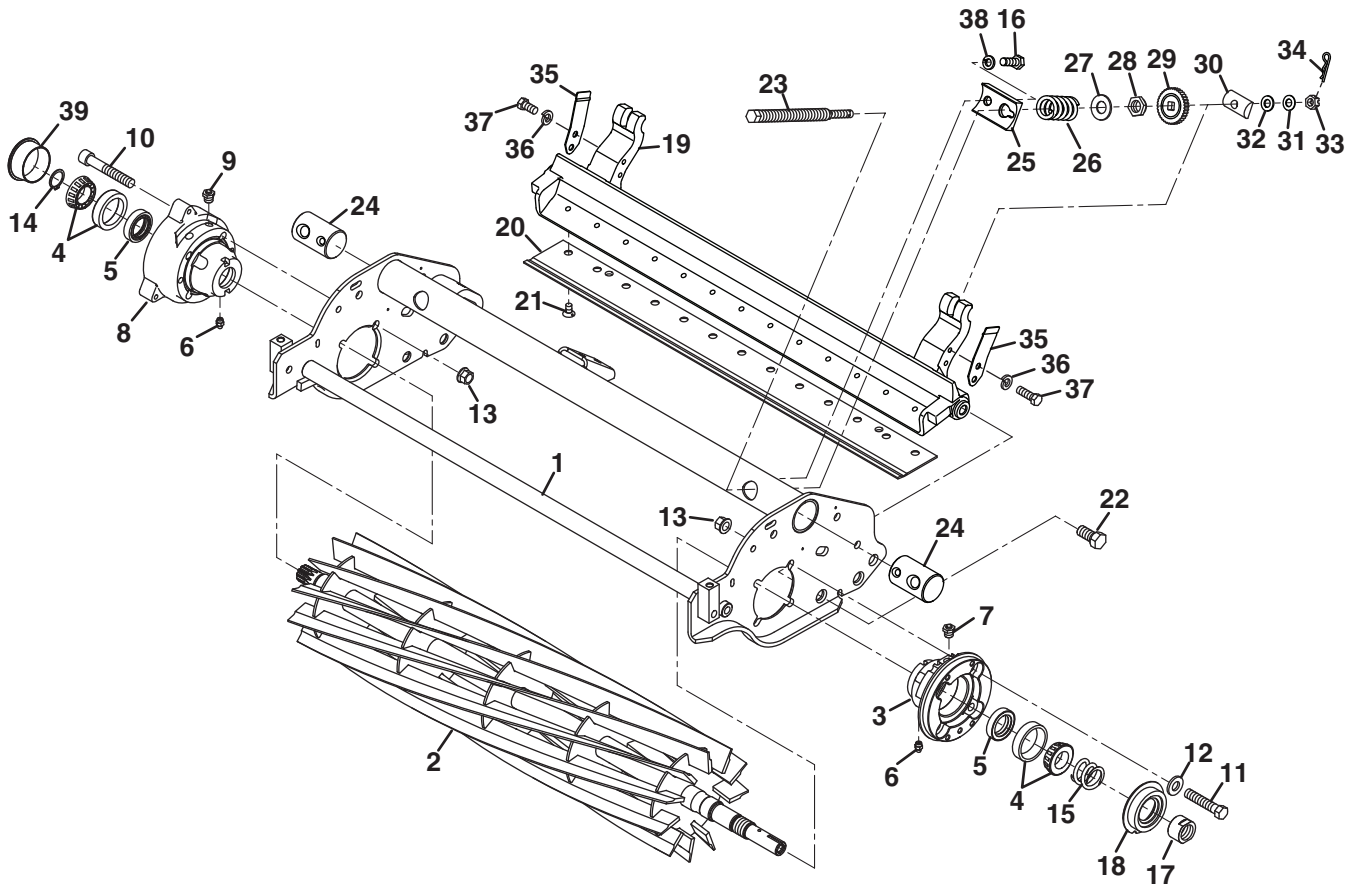
26.1 Reel Motor



Item	Part No.	Qty.	Description	Serial Numbers/Notes
1	4261470	3	Motor, Bi-Directional Brushless	
2	434028	9	Screw, 1/4-20 x 3/4" Hex Socket	
3	463029	3	Key, 5/8 x 3/16" Woodruff	
4	4311687	3	Coupler, Reel	
5	4104720	3	O-Ring, 1-3/4" I.D.	
6	4305851	1	Lift Yoke	Used on Center Reel
7	4305855	2	• Support, Cable	
8	444708	4	• Locknut, 1/4-20 Hex Center	
9	452747	12	Carriage Bolt, M6-1 x 25 mm	
10	452004	12	Flat Washer, 1/4	
11	450377	12	Nut, M6-1 Nylock Hex	
12				
13	REF	3	Reel Assembly	See 27.1 for Inner Reel See 28.1 for Outer Reel
14	4305850	2	Lift Yoke	Used on front reels
15	4305855	2	• Support, Cable	
16	444708	4	• Locknut, 1/4-20 Hex Center	
17	365246	6	Bolt, Shoulder	Included with Reel Assembly
18	4197001	2	Yoke Pin, Center Reel	
19	4238503	4	Yoke Pin, Front Reels	
20	4305942	3	Hanger, Motor	
	4239562	3	Grass Catcher	
21	4214182	1	• Catcher 22" W/Notch	
22	4239564	1	• Rod, Catcher 22"	
23	800299	2	• Screw, #10-24 x 1" Fillister Head	
24	10010876	6	Tube Insert	
25	473142	6	Cable Tie	Not Illustrated

ECLIPSE 360

27.1 Inner Reel



Standard Style Bedknives (Secured with screws)

Part Number	Description
▲ 5003150	22" Medium Section
503477	22" High Profile
◆ 503478	22" Low Profile
503479	22" Tournament
● 5002887	22" Super Tournament
4234900	22" Championship

- ▲ Standard Bedknife (7 Blade)
- ◆ Standard Bedknife (9 Blade)
- Standard Bedknife (11 and 15 Blade)

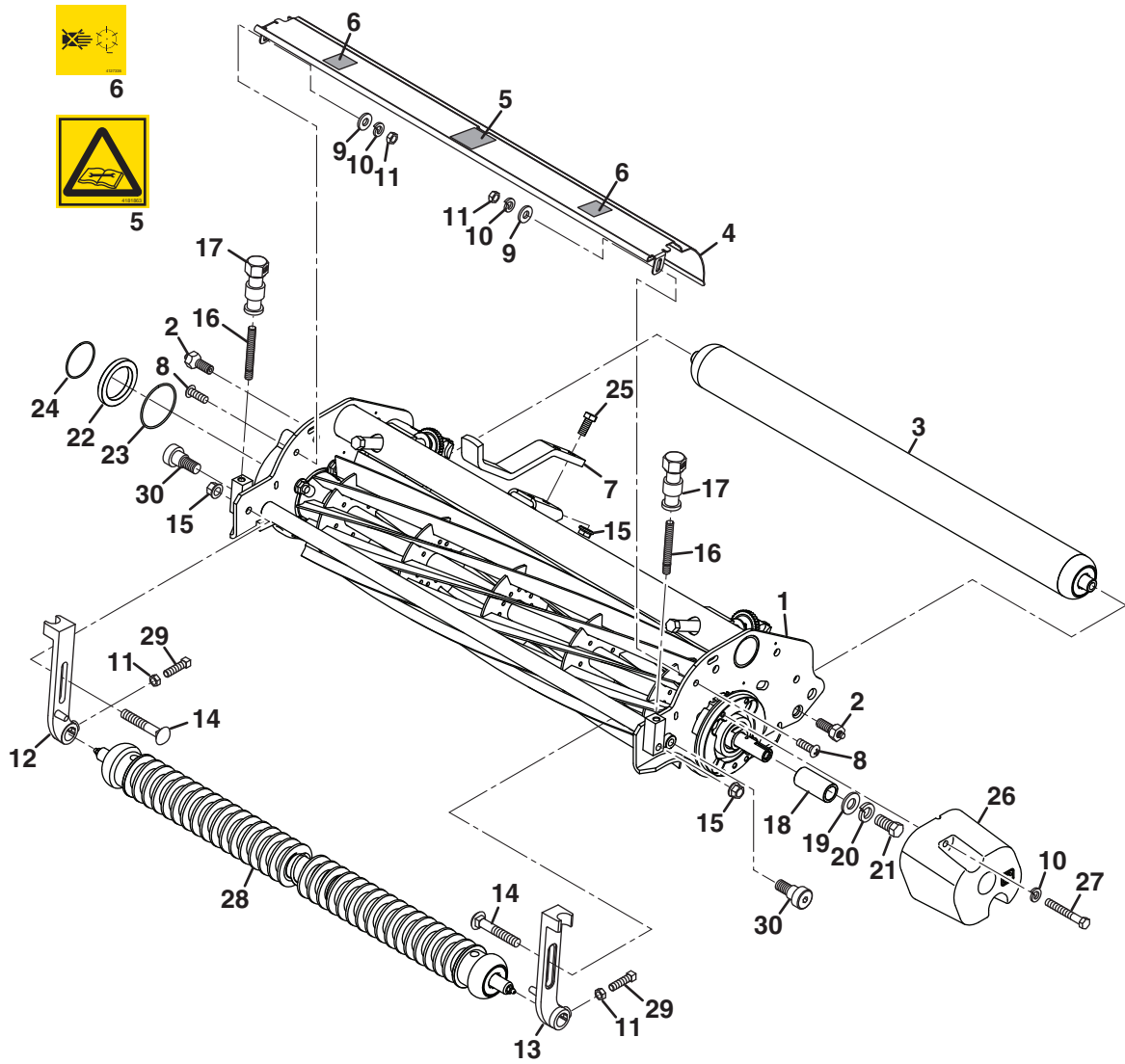
Optional MagKnife Bedknives

Part Number	Description
4131369	22" High Profile
4131001	22" Low Profile
4131370	22" Tournament
4131003	22" Super Tournament

Item	Part No.	Qty.	Description	Serial Numbers/Notes
1	4320850	1	22" Reel Frame	
2	5003053	1	Reel, 22" 7 Blade	
2	5001099	1	Reel, 22" 9 Blade	
2	5001101	1	Reel, 22" 11 Blade	
2	4225505	1	Reel, 22" 15 Blade	
3	1000480	1	Housing, Bearing	
4	500534	1	• Bearing, Cup and Cone	
5	336962	1	• Seal, Grease	
6	471214	1	• Grease Fitting	
7	471242	1	• Vent Fitting	
8	4268330	1	Housing, Bearing	Includes Items 4~6
9	471242	2	• Vent Fitting	
10	434049	4	Screw, 5/16-18 x 2" Socket Head	
11	400192	4	Screw, 5/16-18 x 1-1/2" Socket Head	
12	453009	4	Flat Washer, 5/16	
13	445795	8	Nut, 5/16-18 Spirallock Flange	
14	458013	1	Ring, Snap	
15	363047	1	Spring, Compression	
16	400186	2	Screw, 5/16-18 x 7/8" Hex Head	
17	364900	1	Nut, 3/4-16 Reel	
18	163892	1	Seal Assembly	
19	4255754	1	Backing, 22" Bedknife	
20	See Chart	1	Bedknife	
21	3009138	13	Screw, 1/4-20 Flange Head, Bedknife	
22	315298	2	Bolt, 7/16-20 x 3/4" Wheel	
23	4256228	2	Rod, Bedknife Adjuster	
24	4320846	2	Trunnion, Internal	
25	4320847	2	Cradle, Tube Spring	
26	4256231	2	Spring, Compression	
27	400051	2	Washer, 1/2" Bellville	
28	400050	2	Nut, 1/2-20 Hex Jam Nylock	
29	4256233	2	Washer, Bedknife Adjustment	
30	4256232	2	Trunnion Half	
31	400052	2	Washer, 5/16 Bellville	
32	400065	AR	Washer, Shim	
33	400053	2	Nut, 5/16-24 Hex Slotted	
34	400074	2	Hair Pin, 1/4 x 1-1/8 x 5/64"	
35	4256230	2	Spring, Detent	
36	446130	4	Lock Washer, 1/4 Heavy	
37	400104	4	Screw, 1/4-20 x 1/2" Hex Head	
38	446136	2	Lock Washer, 5/16 Heavy	
39	3004219	1	Plug	

ECLIPSE 360

28.1 Outer Reel

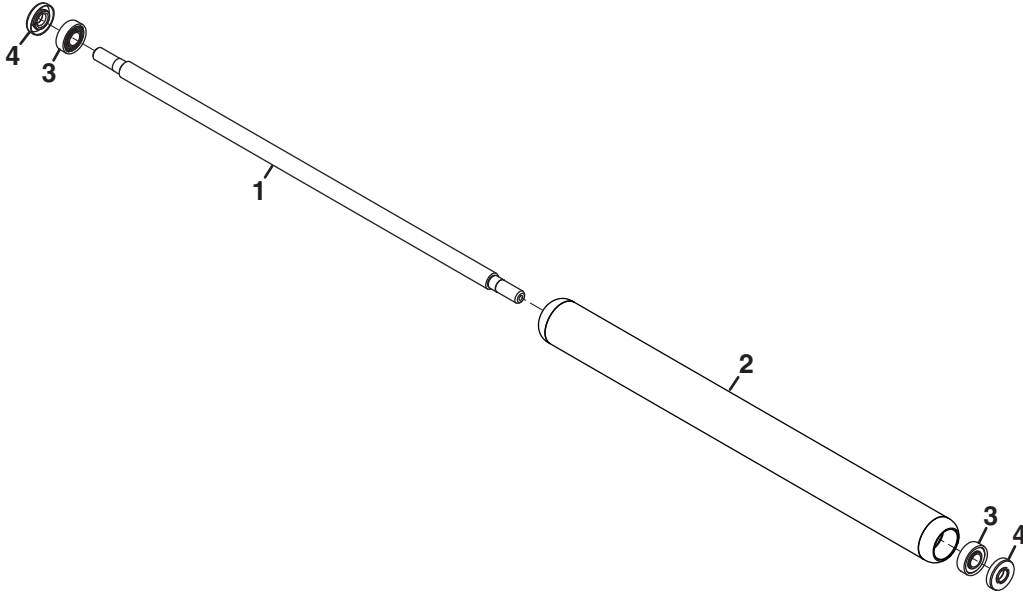


Item	Part No.	Qty.	Description	Serial Numbers/Notes
1	REF	1	Inner Reel	See 27.1
2	1002224	2	Zerk Bolt	
3	1004990	1	22" Rear Roller	See 29.1
4	4370186	1	Shield, Grass	
5	4181863	1	Decal, Read Manual for Service	
6	4127335	2	Decal, Danger	
7	3010293	1	Stop, Reel	
8	403782	2	Screw, 1/4-20 x 3/4" Truss Head	
9	453023	2	Flat Washer, 1/4	
10	446130	4	Lock Washer, 1/4 Heavy	
11	443102	2	Nut, 1/4-20 Hex	
12	3008438	1	Bracket, Right Side Front Roller	
13	3008439	1	Bracket, Left Side Front Roller	
14	441674	2	Carriage Bolt, 5/16-18 x 1-3/4"	
15	445795	4	Nut, 5/16-18 Spirallock Flange	
16	343616	2	Stud, Front Roller Adjuster	
17	3005692	2	Knob, Front Roller Adjuster	
18	367164	1	Spacer	
19	453011	1	Flat Washer, 3/8	
20	446142	1	Lock Washer, 3/8 Heavy	
21	400294	1	Screw, 3/8-24 x 1" Hex Head	
22	4265194	1	Adapter, Pilot	
23	4268910	1	O-Ring, 2-1/8 x 2"	
24	4104720	1	O-Ring, 1-7/8 x 1-3/4	Not Included with Reel
25	400184	2	Screw, 5/16-18 x 3/4" Hex Head	
26	4171380	1	Casting, Counterweight	
27	400118	2	Screw, 1/4-20 x 1-3/4" Hex Head	
28	REF	1	Front Roller	Not included with Reel
29	352737	2	Set Screw, 1/4-20 x 7/8"	Grade 8
30	365246	2	Shoulder Bolt	

ECLIPSE 360

29.1 Rear Roller

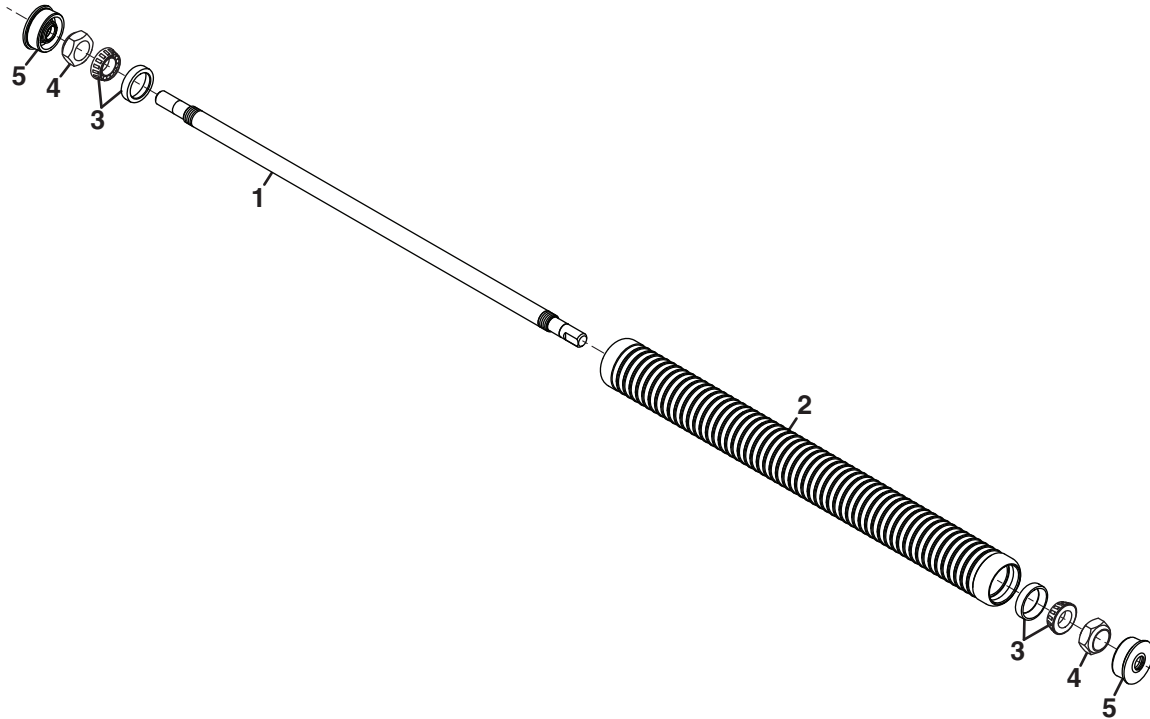
1004990



Item	Part No.	Qty.	Description	Serial Numbers/Notes
	1004990	1	22" Rear Roller	
1	3010422	1	• Shaft, 22" Roller	
2	5002814	1	• Tube, 22" Roller	
3	3010712	2	• Bearing, Ball	
4	3010286	2	• Seal	

30.1 Machined Grooved Roller

68613 and 68614

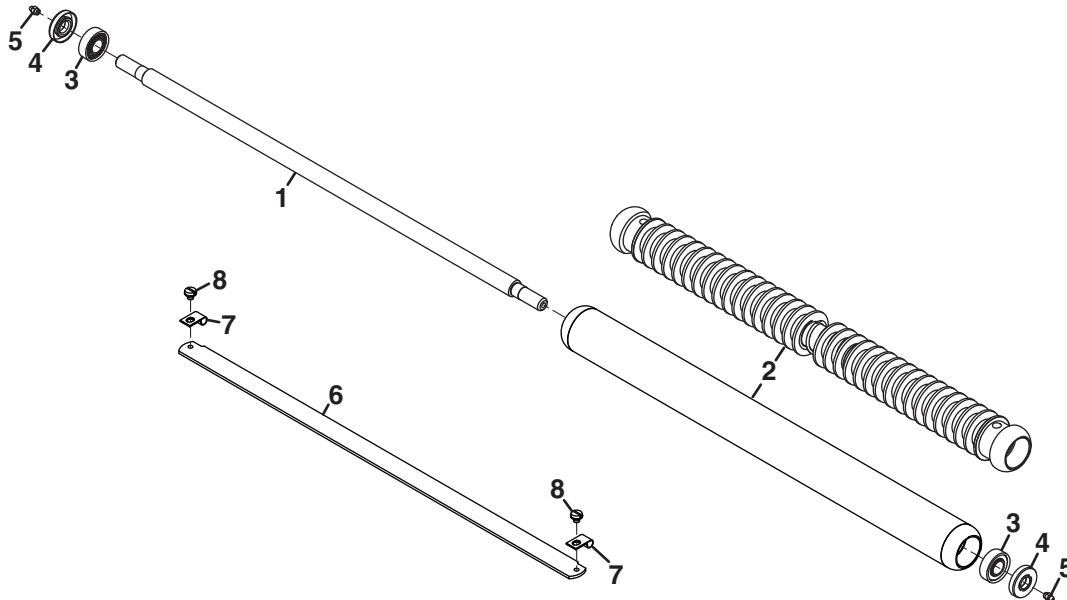


Item	Part No.	Qty.	Description	Serial Numbers/Notes
	68613	1	22" Machined Grooved Steel	
	68614	1	22" Machined Grooved Aluminum	
1	3009725	1	• Shaft, 22" Roller	Used on 68613 and 68614
2	5002815	1	• Roller, 22" Grooved Steel	Used on 68613
2	3000394	1	• Roller, 22" Grooved Aluminum	Used on 68614
3	503378	2	• Bearing, Cup and Cone	
4	367029	2	• Locknut, 3/4-16	
5	3010210	2	• Adapter, Seal	

ECLIPSE 360

31.1 Front Roller

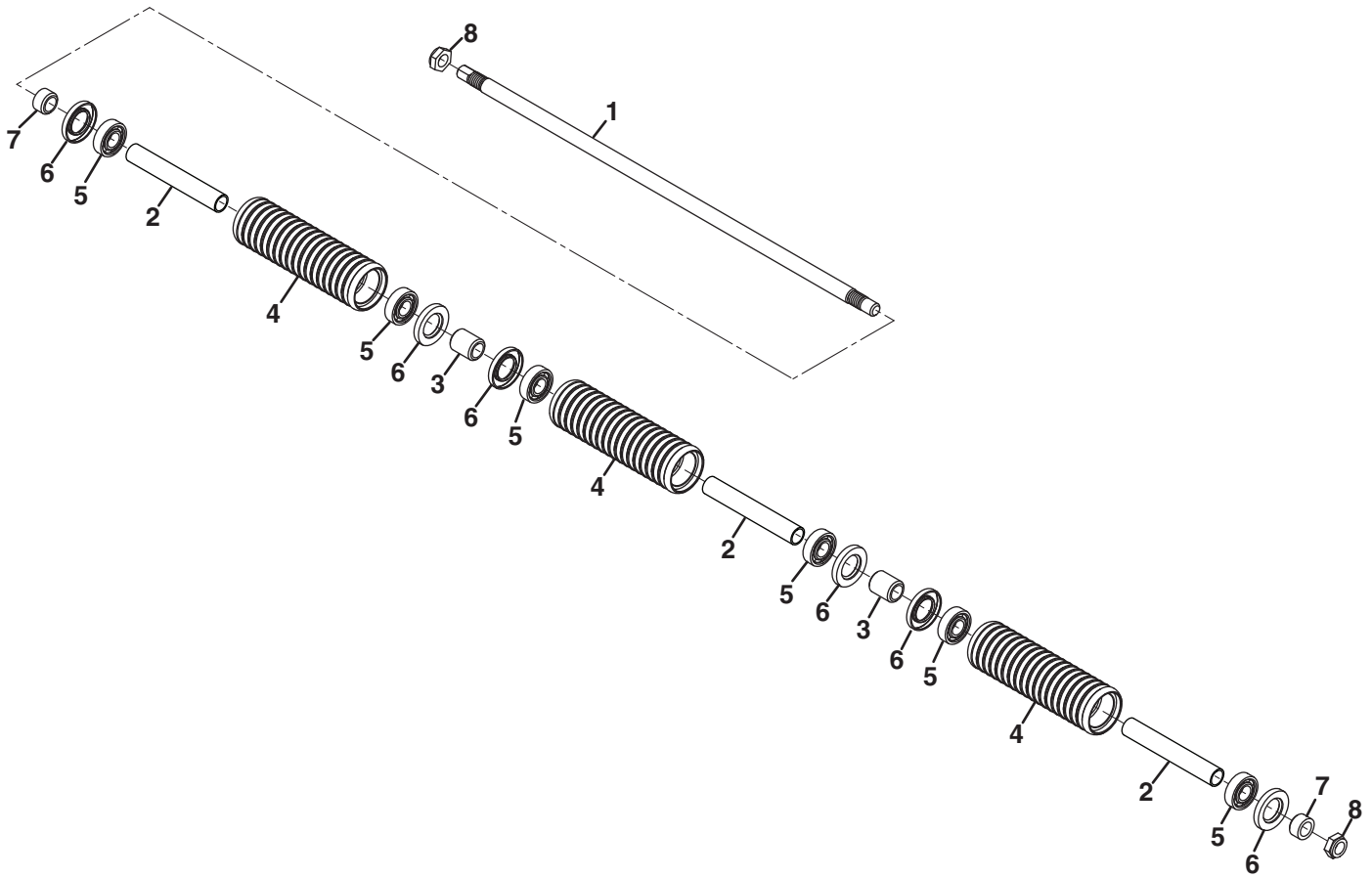
68527, 68530, and 68641



Item	Part No.	Qty.	Description	Serial Numbers/Notes
	1004991	1	22" Solid Front Roller (Light)	
	1004988	1	22" Solid Front Roller	
	1004989	1	22" Grooved Steel Disc Front Roller	
1	3010621	1	• Shaft, 22" Roller	
2	5002814	1	• Roller, 22" Solid (Light)	Used on 1004991
2	3007008	1	• Roller, 22" Solid	Used on 1004988
2	129806	1	• Grooved Roller	Used on 68527
3	3010712	2	• Bearing, Ball	
4	3010286	2	• Seal	
5	471214	2	• Fitting, Grease	
	68530	1	22" Solid Front Roller with Scraper	Includes 1004991
	68641	1	22" Solid Front Roller with Scraper	Includes 1004988
6	2500022	1	• Scaper Assembly	
7	352214	2	• • Clip	
8	407586	2	• • 1/4-20 Pan Head Screw	

32.1 22" Segmented Grooved Front Roller

68673

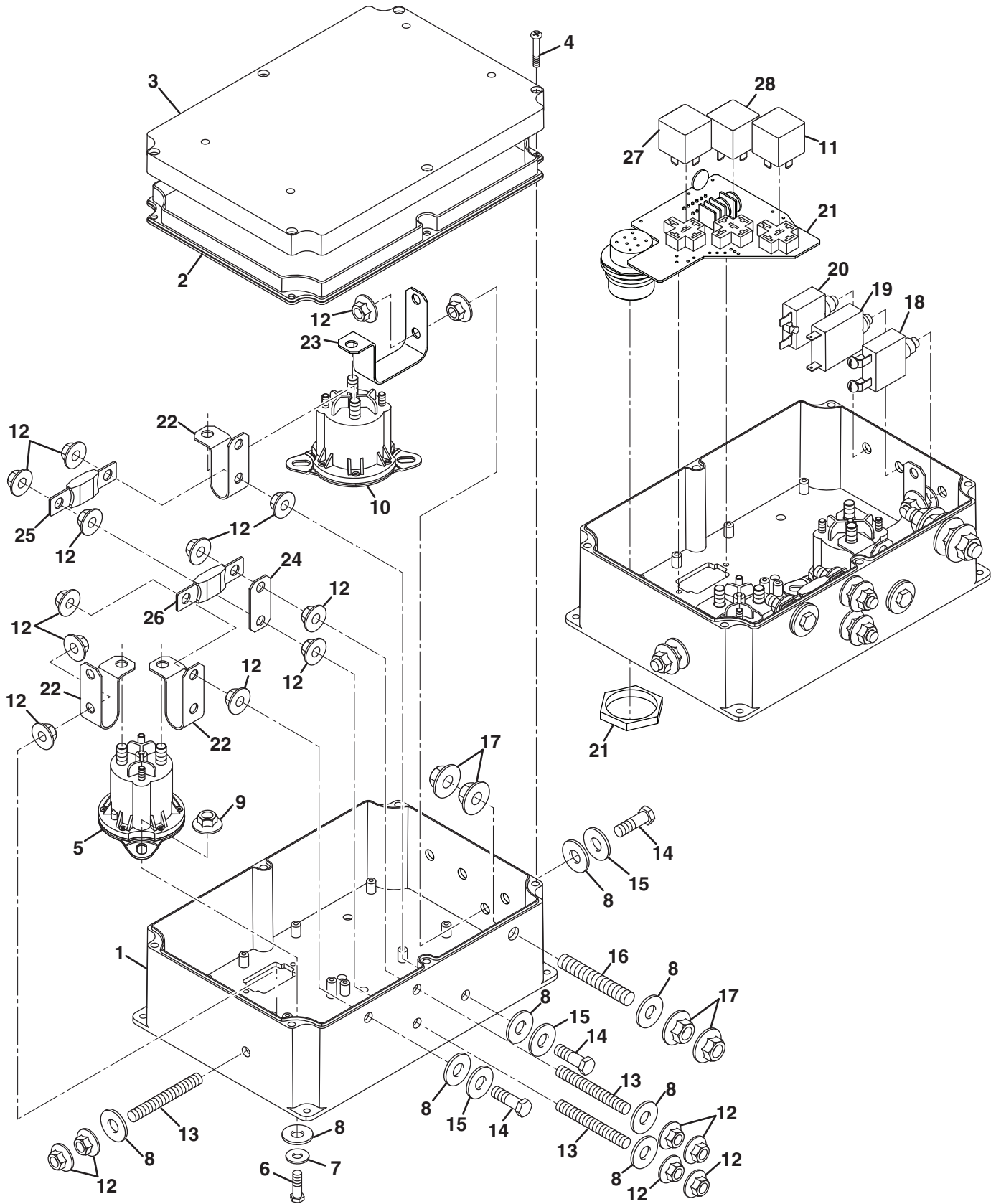


Item	Part No.	Qty.	Description	Serial Numbers/Notes
	68673	1	22" Segmented Grooved Front Roller	
1	2810708	1	• Shaft, Roller	
2	4130417	3	• Spacer, Bearing	
3	4130418	2	• Spacer, Bearing	
4	4130419	3	• Roller, Segmented Grooved	
5	366707	6	• Bearing, Ball	
6	338773	6	• Seal, Grease	
7	4130428	2	• Spacer, Bearing	
8	445801	2	• Nut, 5/8-18 Hex Jam Nylon Insert	

ECLIPSE 360

33.1 PDU

Part Number 4166395

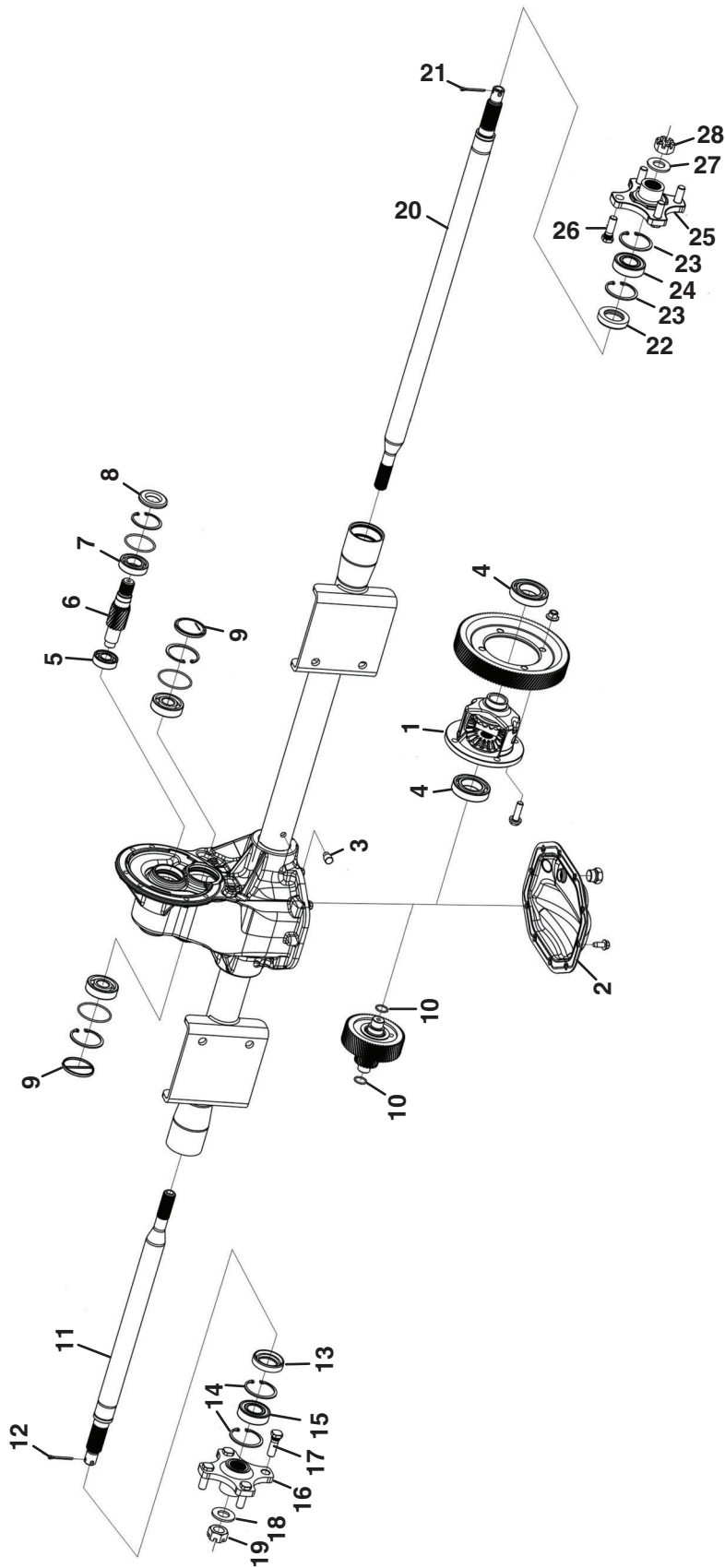


Item	Part No.	Qty.	Description	Serial Numbers/Notes
1	N/S	1	Case, PDU	
2	N/S	1	Seal, PDU	
3	N/S	1	Cover, PDU	
4	N/S	6	Screw, PDU	
5	4165604	1	Contactor, Traction	
6	450171	4	Screw, M6-1 x 20 mm Hex Head	
7	450399	4	Flat Washer, M6	
8	4182006	11	Seal	
9	452418	4	Nut, M6-1 Hex Flange	
10	4165604	1	Contactor, 48 Volt System	
11	2722325	1	Relay, 12 Volt System	
12	450453	19	Nut, M8-1.25 Hex Flange	
13	N/S	3	Stud, M8-1.25 x 50 mm	
14	450193	3	Screw, M8-1.25 x 30 mm Hex Head	
15	450400	3	Flat Washer, M6	
16	N/S	1	Stud, M10-1.5 x 50 mm	
17	452420	4	Nut, M10-1.5 Hex Flange	
18	3000359	1	Circuit Breaker, 12 Volt 50 Amp	
19	4168360	1	Circuit Breaker, 48 Volt 30 Amp	
20	4185800	1	Circuit Breaker, 48 Volt 12 Amp	
21	N/S	1	Printed Circuit Board	
22	N/S	3	Busbar, 48 Volt	
23	N/S	1	Busbar, 48 Volt	Reel Output
24	N/S	1	Busbar, 48 Volt Fuse	
25	4166396	1	Fuse, 150 Amp	
26	4166397	1	Fuse, 300 Amp	
27	2722325	1	Glow Plug Relay	
28	2722325	1	Start Relay	

ECLIPSE 360

34.1 Front Axle

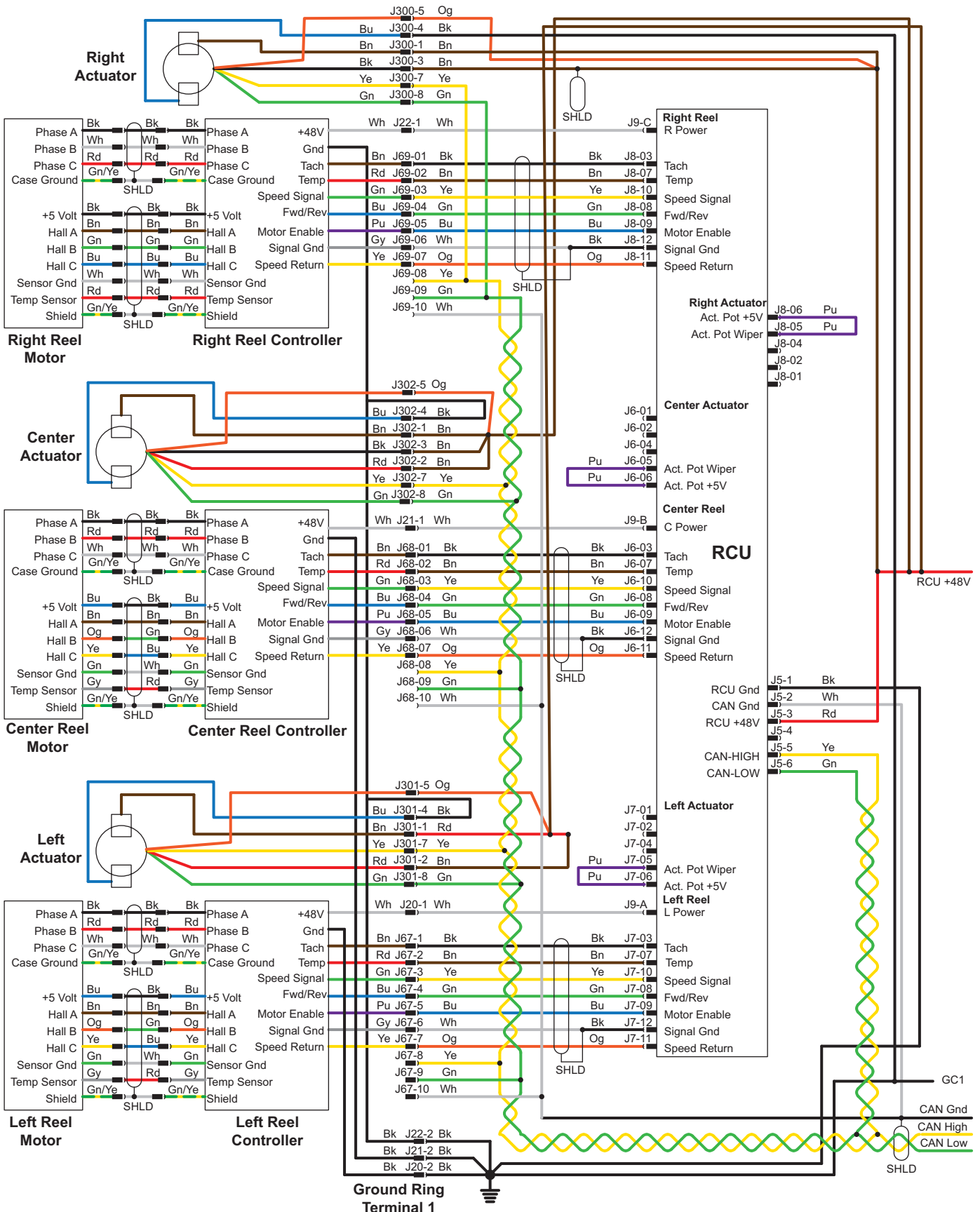
Part Number 4369226



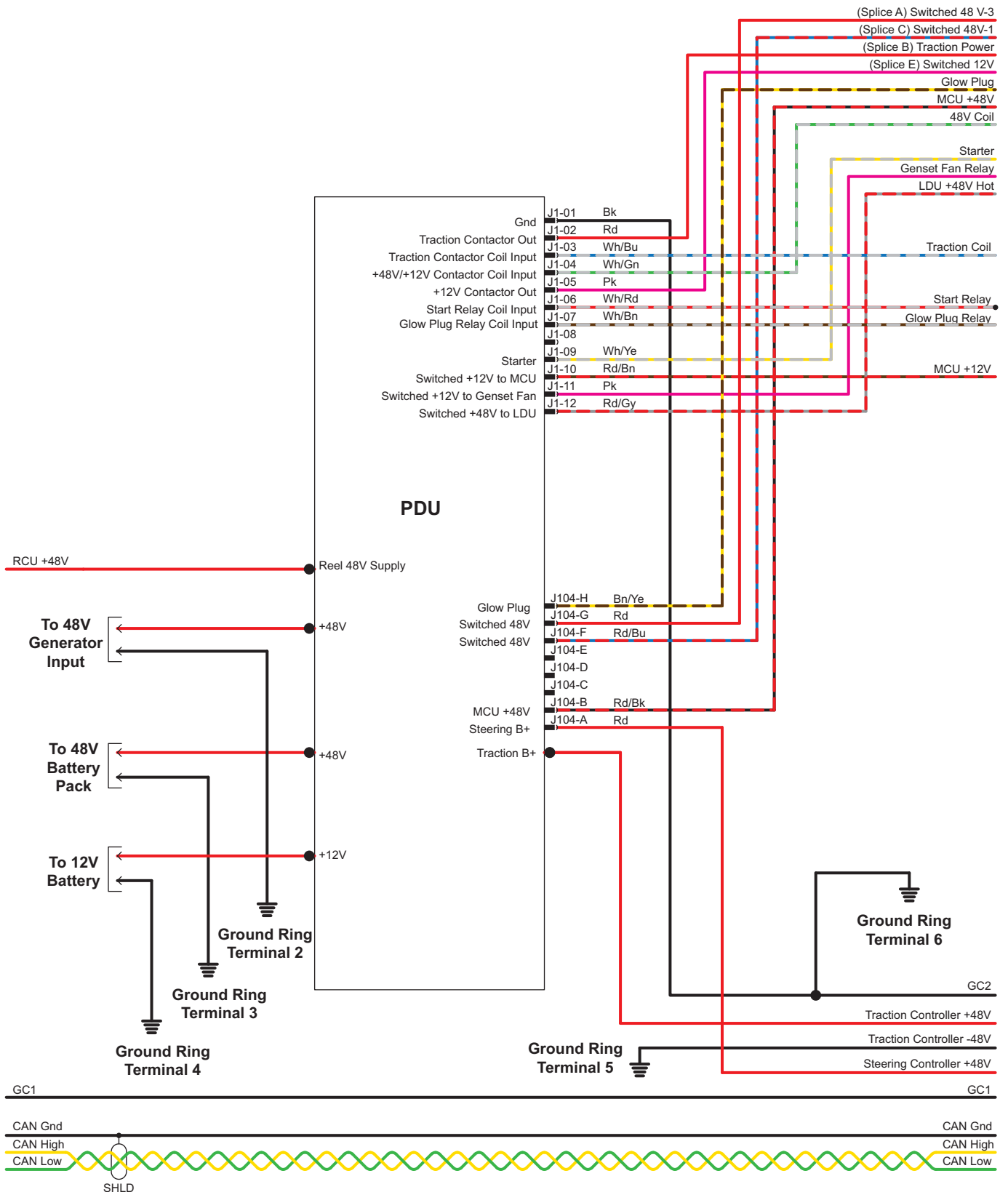
Item	Part No.	Qty.	Description	Serial Numbers/Notes
1	4215200	1	Differential Assembly, Open	
2	4295100	1	Cover, Differential	
3	4387036	1	Vent	
4	4295097	2	Bearing, Differential	
5	4295096	1	Bearing, Ball	
6	4295093	1	Gear, Input Shaft	
7	4295095	1	Bearing, Ball	
8	4295094	1	Seal, Oil	
9	4295099	2	Plug, End Cap	
10	4295098	2	O-Ring	
	4387039	1	Left Side Axle Assembly	
11	4387034	1	• Shaft, Left Side Axle	
12	460030	1	• Cotter Pin, 1/8 x 1-1/4"	
13	4387031	1	• Seal, Axle Shaft	
14	4387038	2	• Retaining Ring Internal 2.06 Bore	
15	4387030	1	• Bearing, Axle Shaft	
16	4387033	1	• Wheel Hub	
17	4295101	4	• • Wheel Bolt, M12-1.5	
18	4387032	1	• Washer	
19	445676	1	• Nut, Castle	
	4387040	1	Right Side Axle Assembly	
20	4387035	1	• Shaft, Right Side Axle	
21	460030	1	• Cotter Pin, 1/8 x 1-1/4"	
22	4387031	1	• Seal, Axle Shaft	
23	4387038	2	• Retaining Ring Internal 2.06 Bore	
24	4387030	1	• Bearing, Axle Shaft	
25	4387033	1	• Wheel Hub	
26	4295101	4	• • Wheel Bolt, M12-1.5	
27	4387032	1	• Washer	
28	445676	1	• Nut, Castle	

ECLIPSE 360

35.1 RCU Schematic Split Reel Motor/Controller

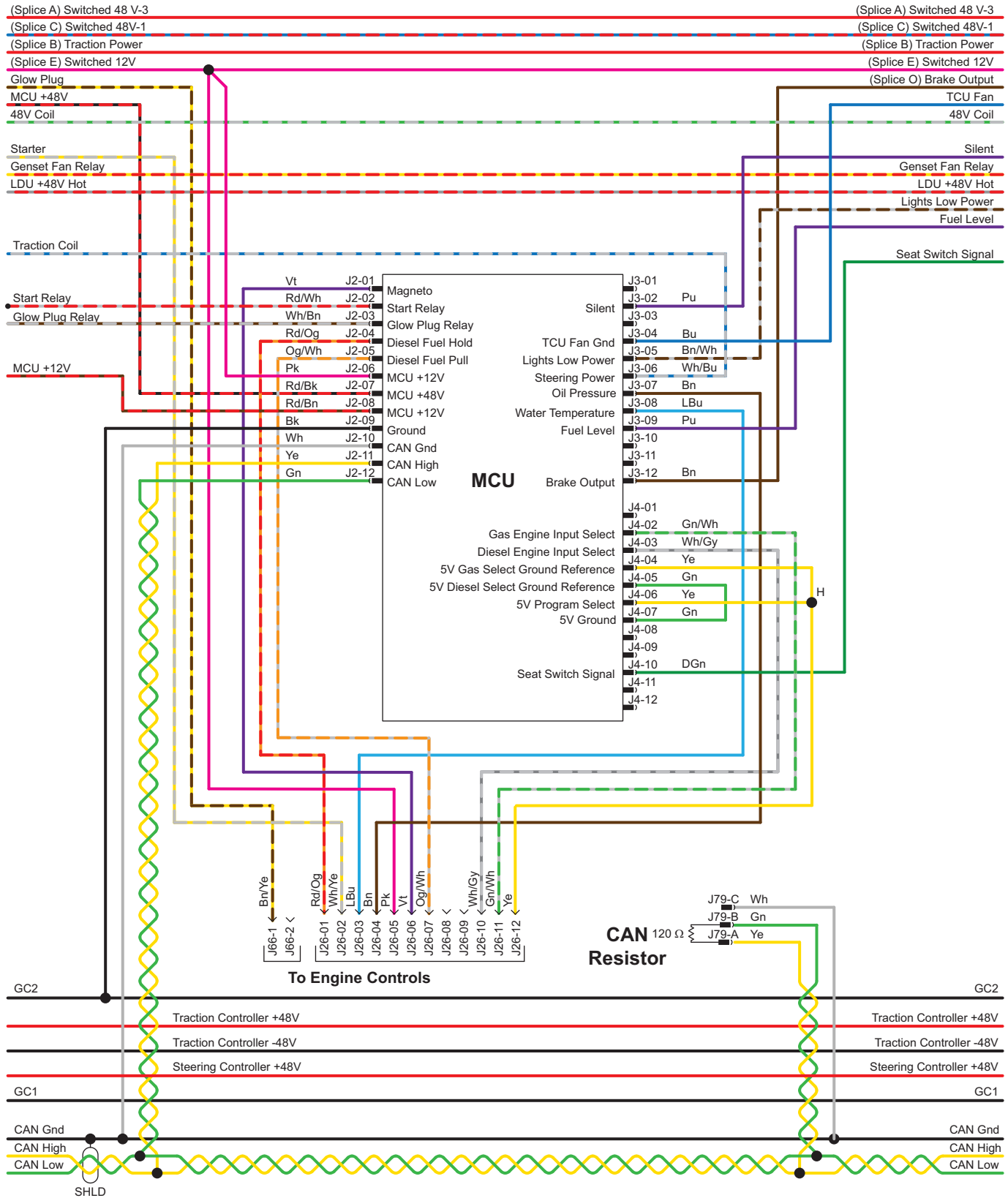


36.1 PDU Schematic



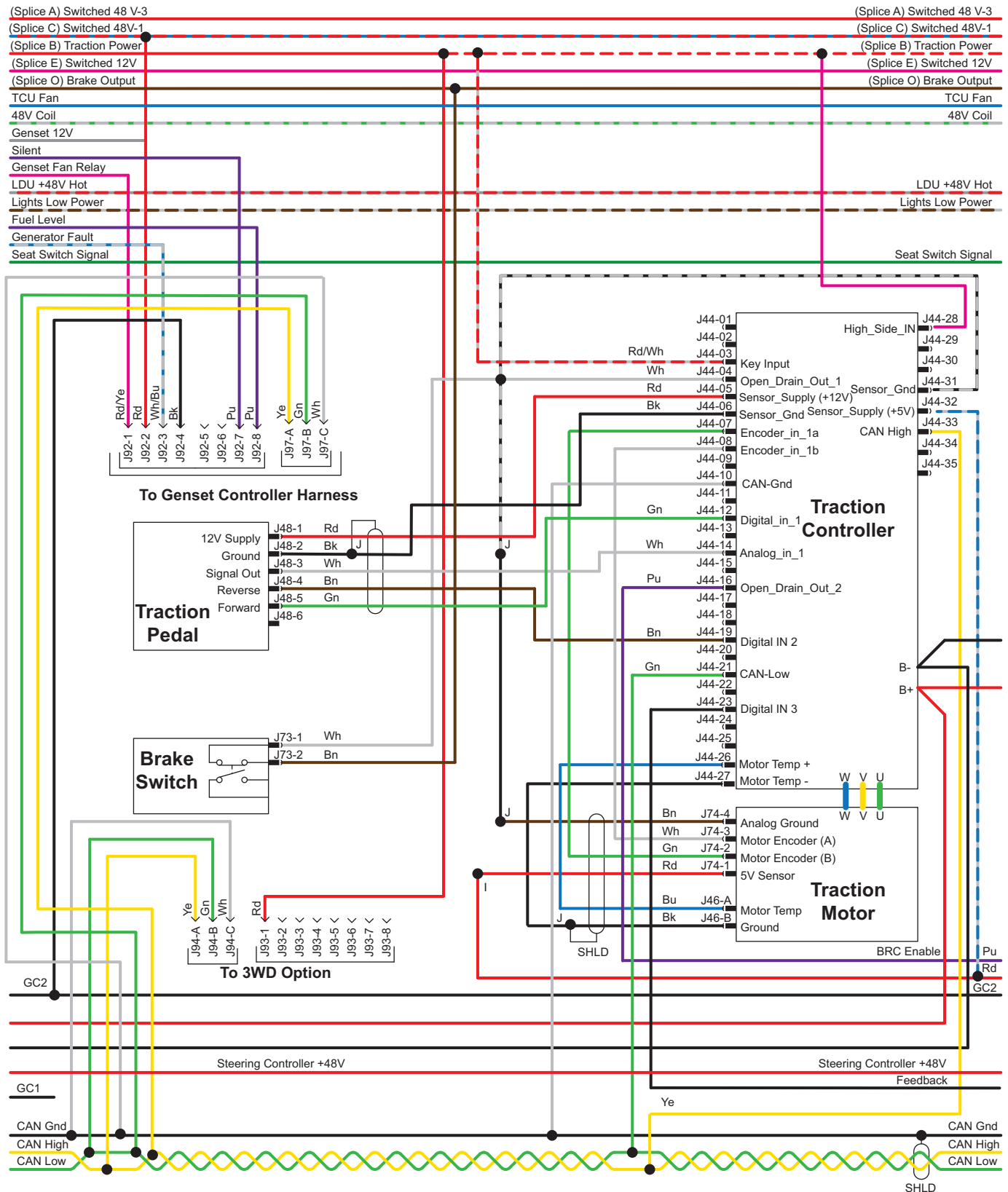
ECLIPSE 360

37.1 MCU Schematic



38.1 TCU Schematic

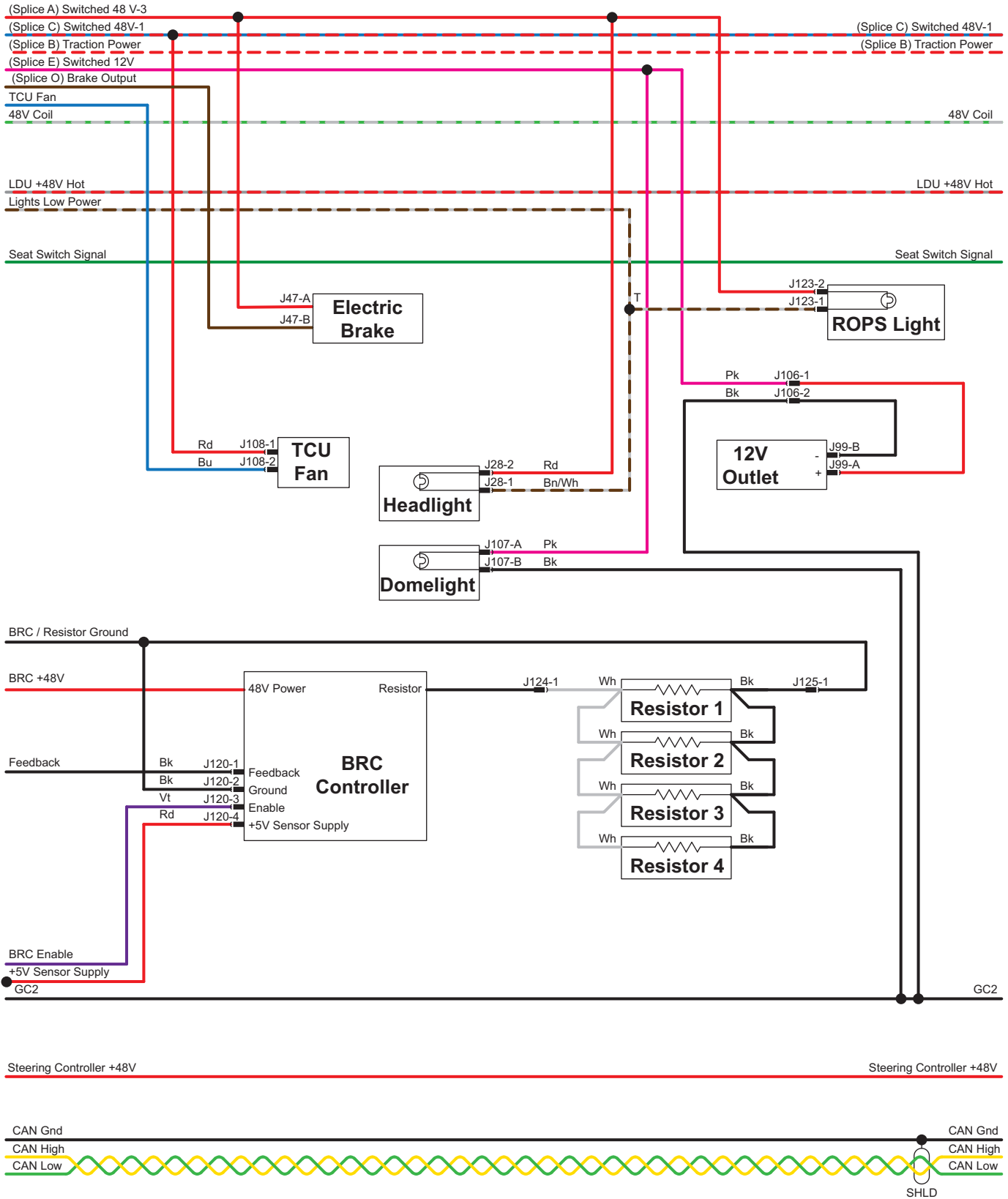
BRC Controller



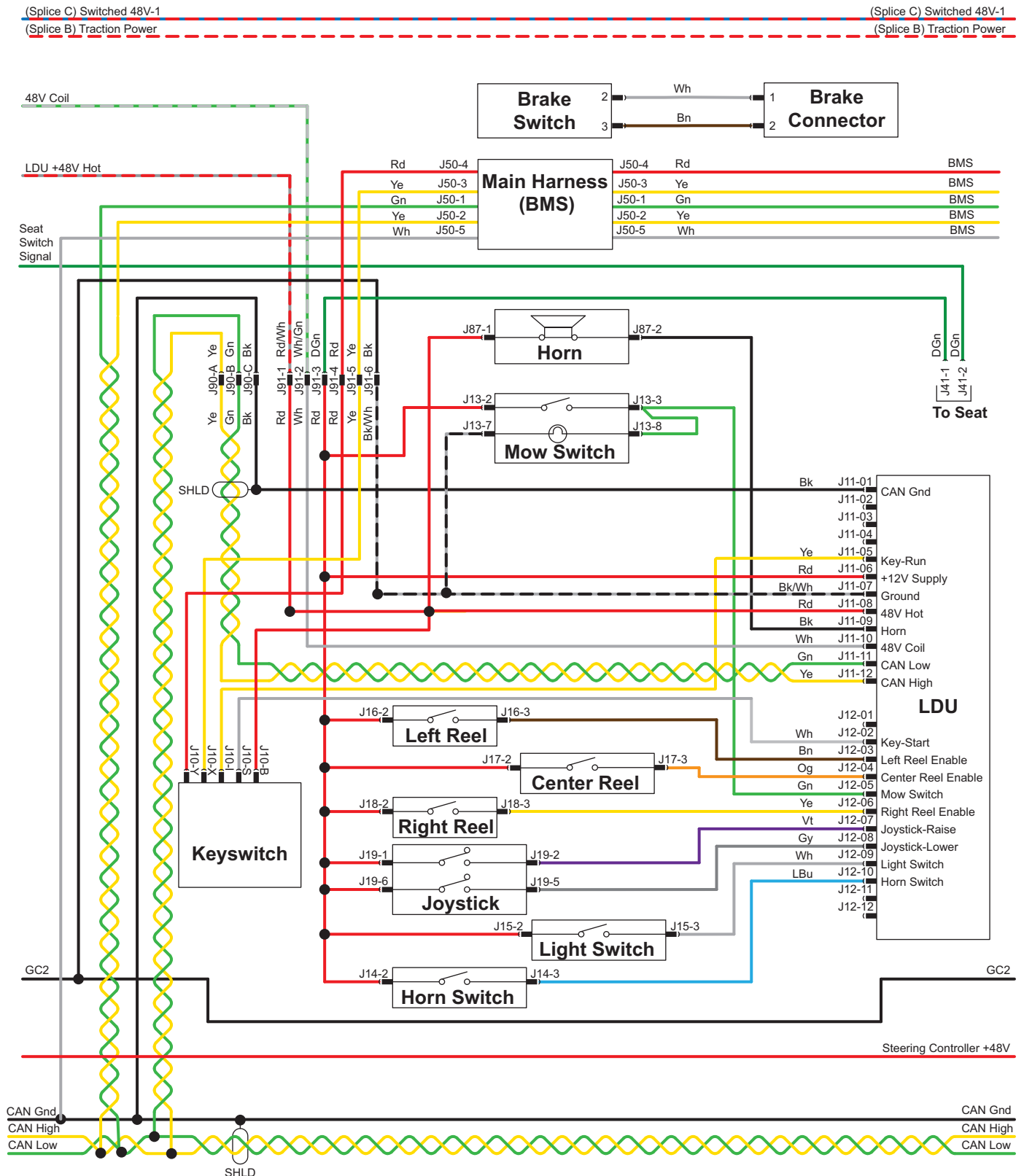
ECLIPSE 360

39.1 Brake / BRC Schematic

BRC Controller



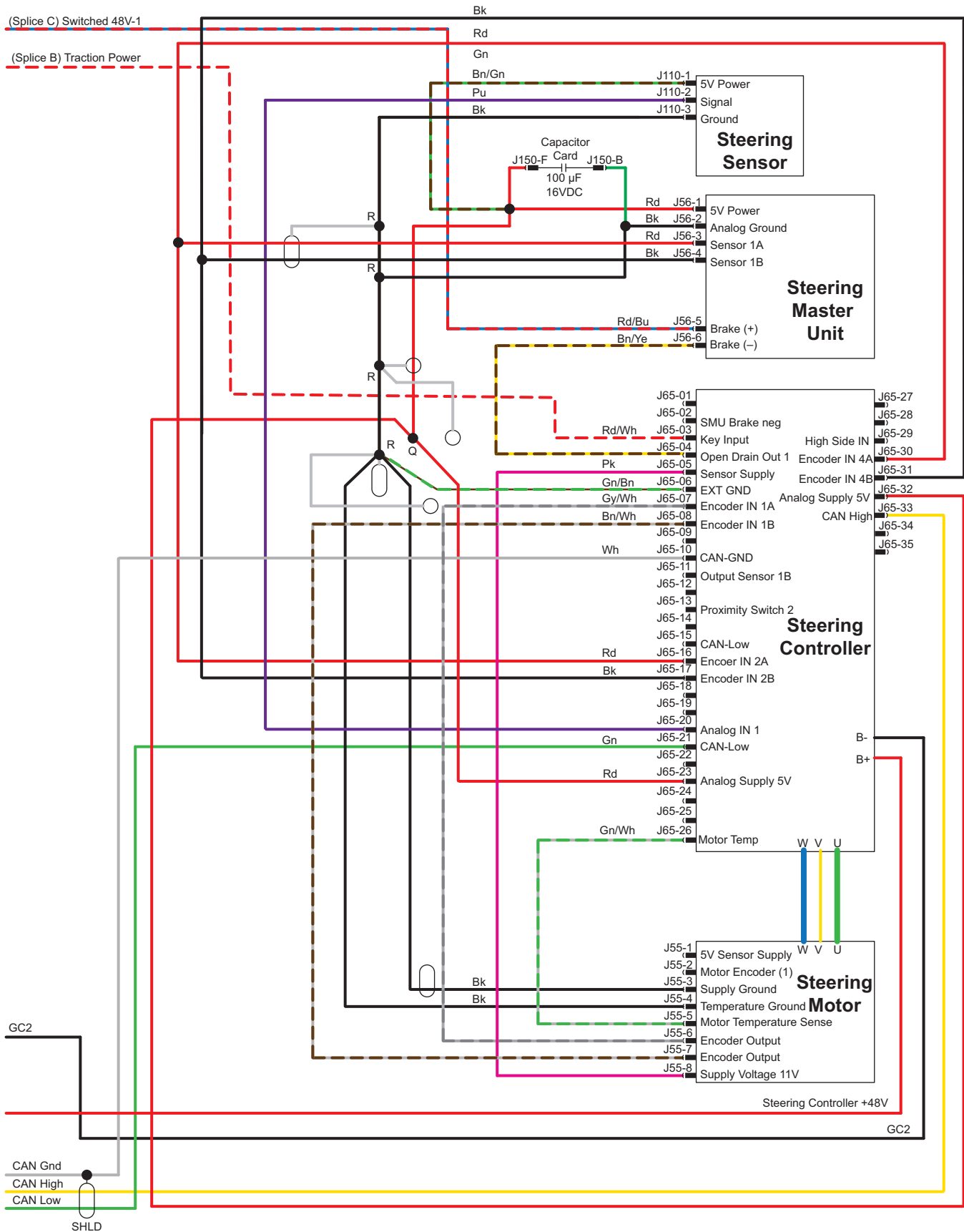
40.1 LDU Schematic



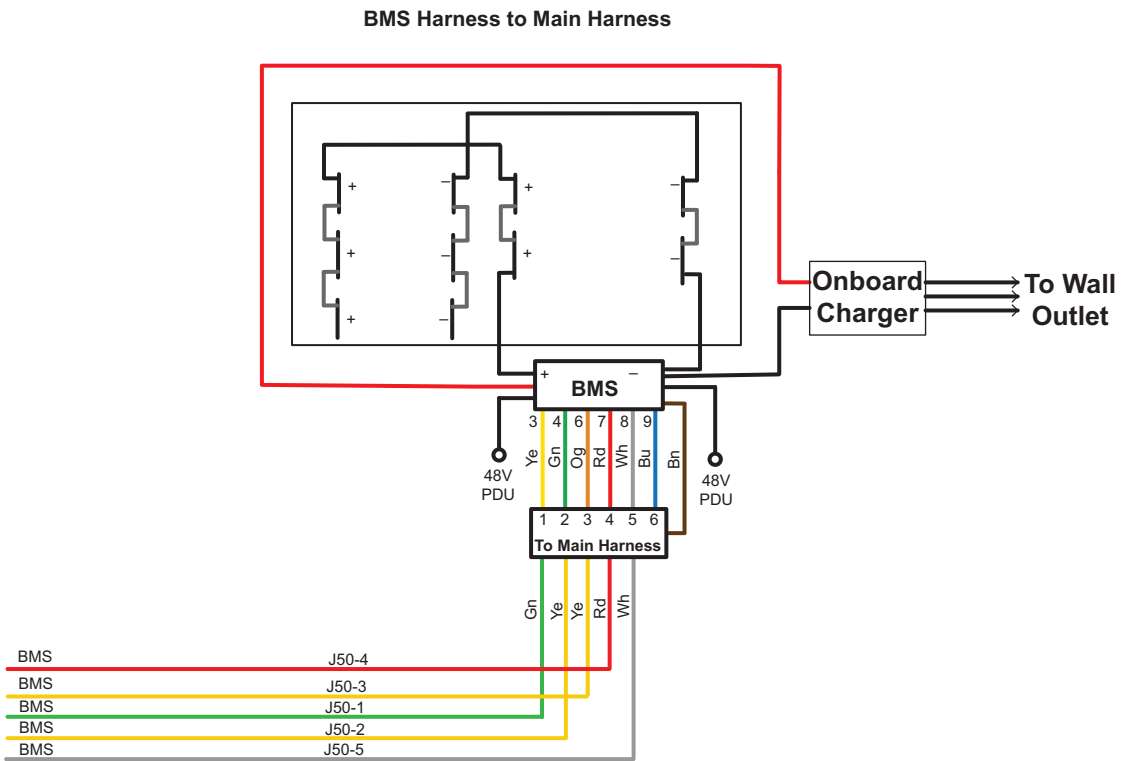
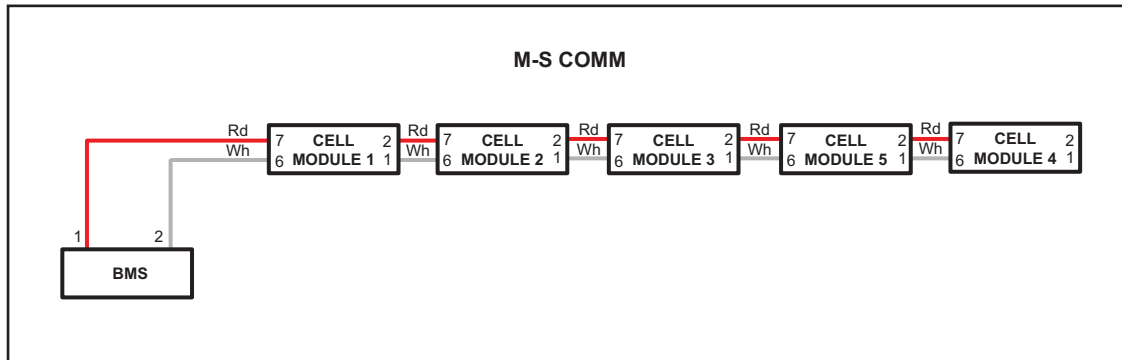
ECLIPSE 360

41.1 SCU Schematic

Steering Yoke Sensor

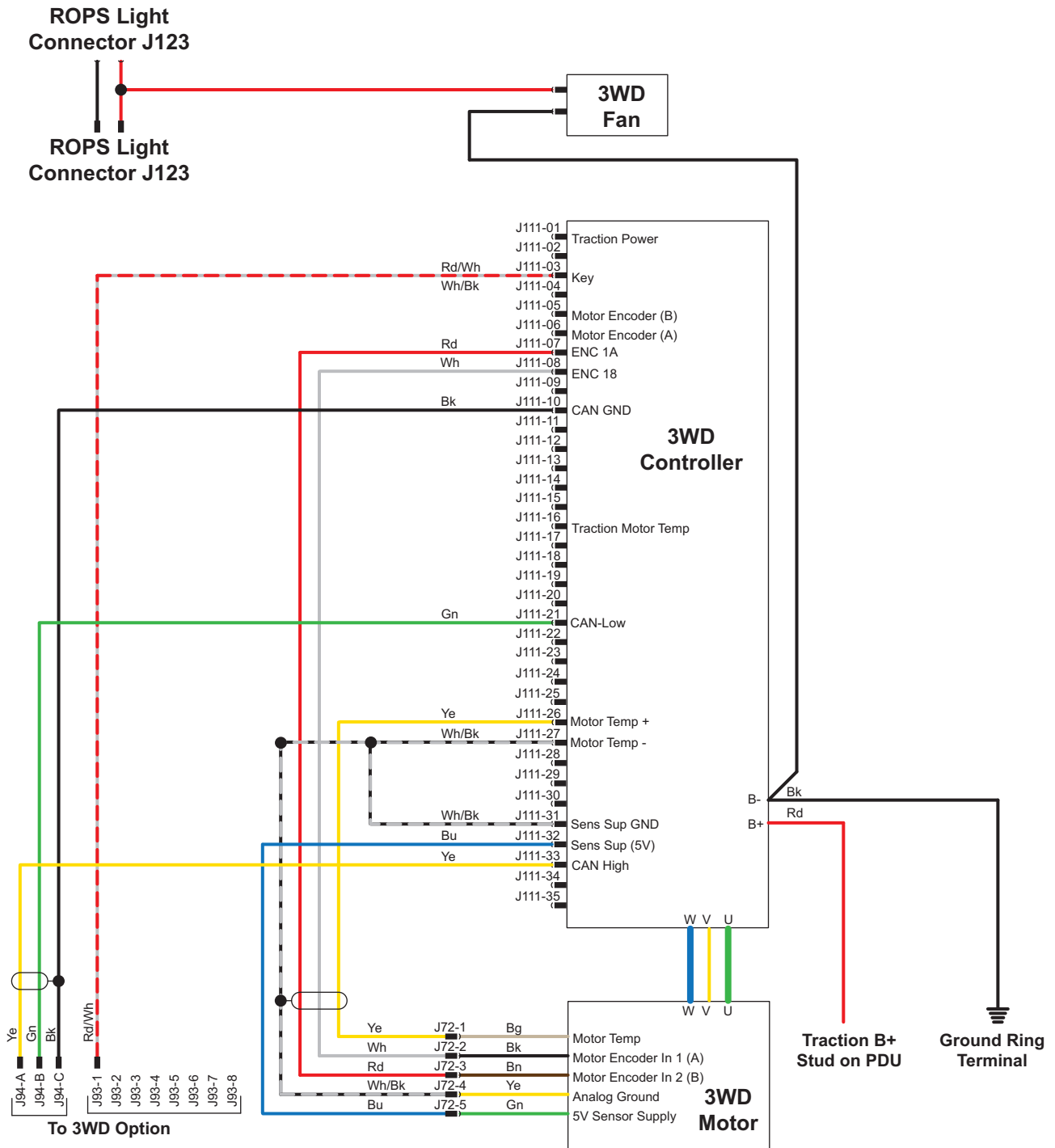


42.1 Battery Power Module Schematic

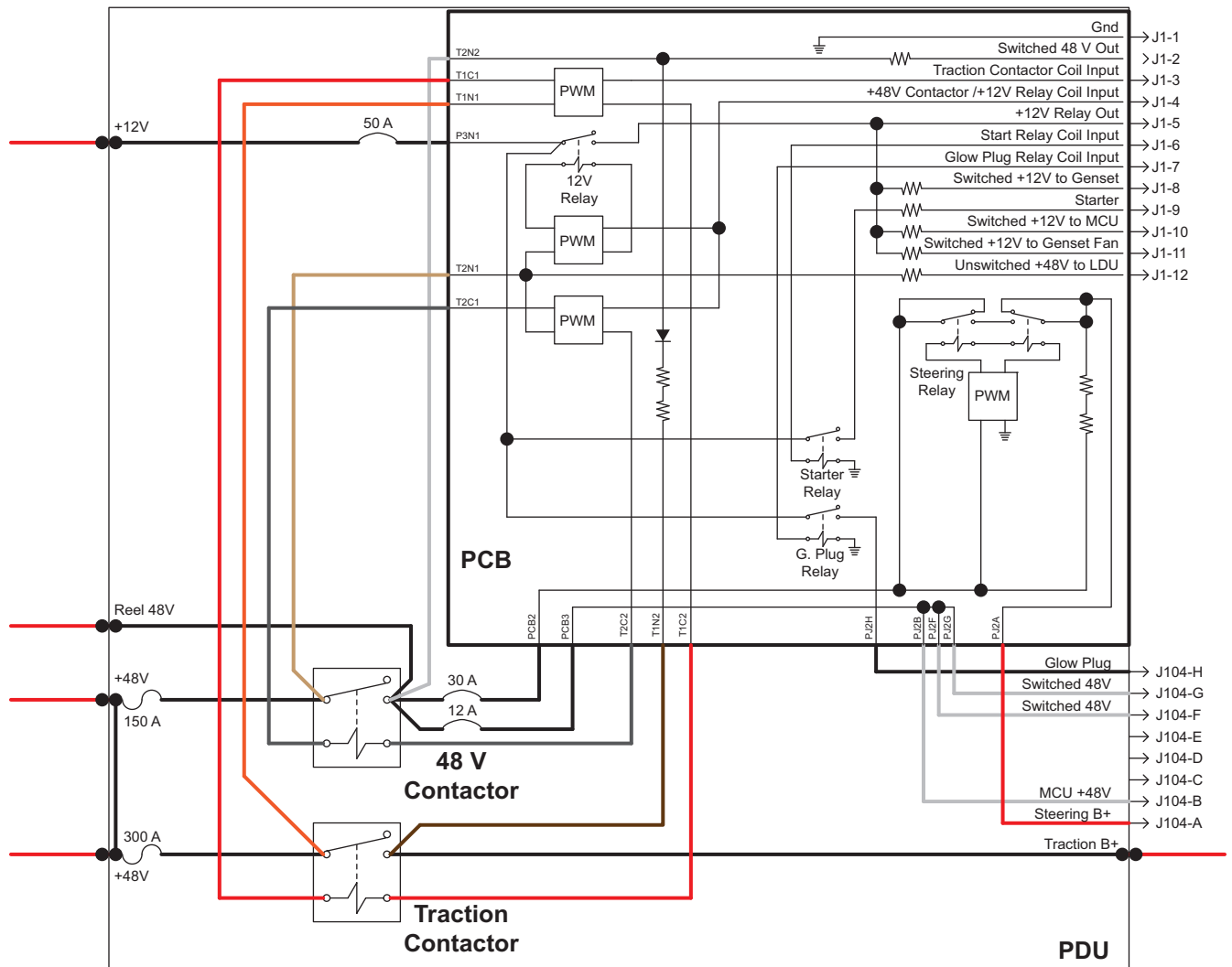


ECLIPSE 360

43.1 3WD Schematic

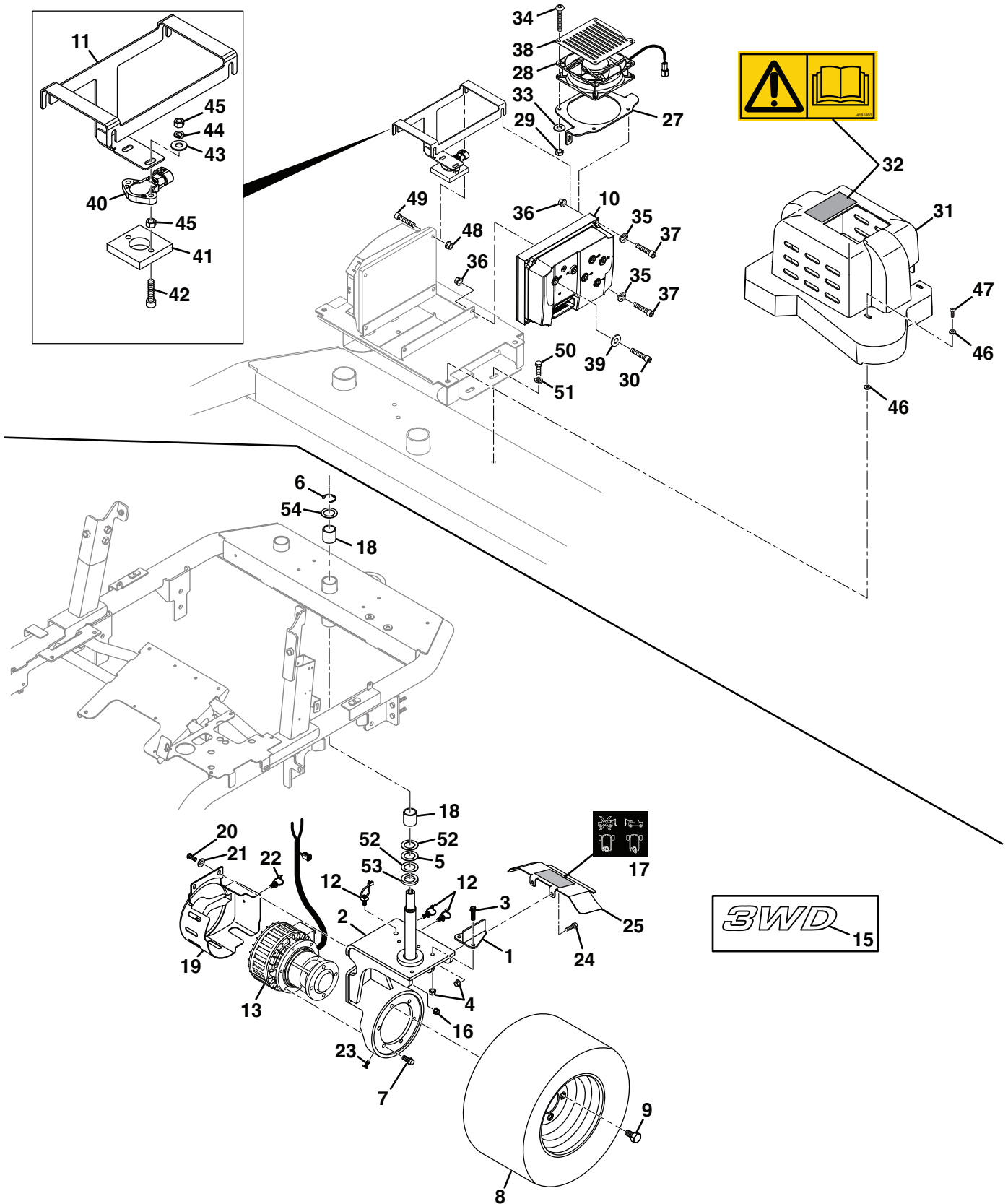


44.1 PDU Internal Schematic



ECLIPSE 360

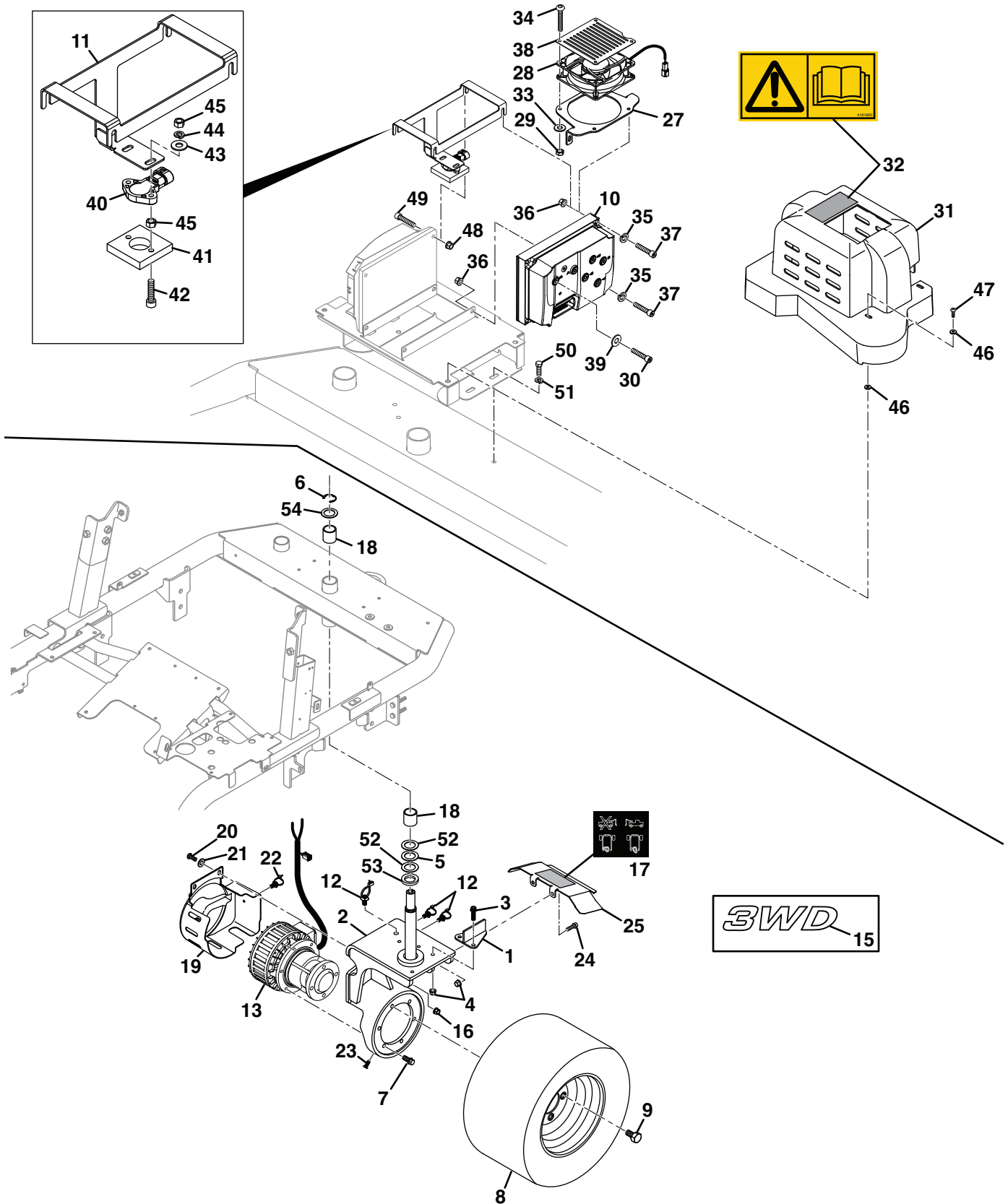
45.1 3WD Conversion Kit



Item	Part No.	Qty.	Description	Serial Numbers/Notes
1	4255670	1	Power Steering Stop	
2	4291692	1	Steering Yoke	
3	452390	2	Flanged Hex Screw, M8-1.25x30mm	
4	450453	4	Flanged Hex Nut, M8 - 1.25	
5	4211340	1	Thrust Bushing	
6	458466	1	Retaining Ring	
7	452399	6	Flanged Hex Screw, M10-1.5x25mm	
8	4252110	1	Rear Wheel Assembly	
9	353914	4	Wheel Bolt, 1/2-20 x 3/4	
10	696397	1	Traction Controller	
11	10002510	1	Controller Brace	
12	4257272	3	Tie Clip	
13	4303910	1	Wheel Motor w/ Harness	
14	10012307	1	Power Harness	Not Illustrated
15	4257350	3	Decal	
16	445783	2	Whizlock Flange Nut, 3/8-16	
17	4216820	1	Tow Decal	
18	4168103	2	Steering Tube Bushing	
19	4260414	1	Wheel Motor Cover	
20	4261990	2	Button Head Screw, 3/8 - 16 x 1"	
21	453011	2	Flat Washer, 3/8	
22	4167640	1	Fir Tree Cable Tie	
23	4222500	1	Fir Tree Plug	
24	452389	2	Flanged Hex Screw, M8-1.25x25mm	
25	4263311	1	Rear Fender	
26	473142	6	Cable Tie, 3/16 x 14"	Not Illustrated
27	10002534	1	Fan Mount Bracket	
28	4295533	1	Controller Fan	
29	450321	4	Hex Nut, M4 - 0.7	
30	450169	6	Hex Head Screw, M6-1 x 14 mm	
31	4273890	1	Controller Cover	
32	4181860	1	Read Manual Decal	
33	450387	4	Flat Washer, M4	
34	4200800	4	Socket Head Screw, M4	
35	446130	4	Lock Washer, 1/4"	
36	548910	4	Nut, 1/4 - 20	
37	434042	4	Screw, 1/4 - 20 x 1	
38	4273910	1	Fan Screen	
39	450421	6	Lock Washer, M6	
40	4233560	1	Steering Yoke Sensor	Non-Contact Sensor
41	4236642	1	Sensor Mount	
42	450699	2	Hex Head Socket Screw, M5-0.8x25mm	
43	450388	2	Flat Washer	
44	450409	2	Lock Washer, M5	
Parts List Continued On the Next Page				

ECLIPSE 360

45.1 3WD Conversion Kit (cont)



Item	Part No.	Qty.	Description	Serial Numbers/Notes
45	450322	4	Hex Nut, M5 - 0.8	
46	4194845	4	Sealing Washer, M6	
47	64205-081	8	Hex Head Screw, M6 x 25 mm	
48	601476	4	Hex Flange Locknut, M6 - 1	
49	450714	4	Hexagonal Socket Screw, M6-1x30mm	
50	452378	4	Flanged Hex Screw, M6 - 1 x 20 mm	
51	306999	4	Internal Tooth Lock Washer, 1/4	
52	361648	2	Thrust Washer	
53	367350	1	Thrust Washer	
54	62464-4A	1	Thrust Washer	

Index

Numerics	10013112	19	3003928	13	4167024	7
002993063	10013115	43	3004219	55	4167028	7
00414G7	10013118	19, 47	3004894	31	4167261	27
008155160	10013122	17	3006143	35, 39	4167640	27, 41, 47, 77
009072070	10013403	5	3007798	29, 31	4168038	51
10001404	10015331	25	3008432	29, 31	4168102	29, 31
10001948	10015818	23	3009138	55	4168103	21, 31, 77
10001998	10020151	49	306328	32, 33	4168146	29
10002040	10020360	23	306998	45, 47	4168182	29, 31
10002042	10020985	41	306999	7, 27, 79	4168360	63
10002112	10021013	23	345666	29, 31	4168402	7, 9, 23
10002137	10021961	21	345699	29, 31	4168562	17
10002140	10022286	35	352124	29	4168563	17
10002500	10022289	35	353914	77	4168564	17
10002510	10024109	23	358968	17	4168724	21
10002523	10026721	25	360111	21	416911	25
10002534	10029275	43	361648	21, 79	4169840	5, 7
10002573	10029276	27	362539	29	4171880	25
10002673	10029282	43	363047	55	4172642	31
1000348	10029285	17	363514	49	4172644	29
10003926	10029287	43	364190	41	4173240	31
10003938	10035196	49	365033	9, 25	4173380	13, 15
10004400G01	10035198	49	365246	53	4173566	15
10004400G02	10036374	31	366424	21	4174380	33
10004831	10037124	9	366827	25	4176103	31
10005220	10037849	49	367350	21, 79	4179064	44
10005220G01	10038817	13	367559	35, 39	4179065	35
10005320	10039126	13	400030	13	4179066	44
10005515	1004290	17	400067	45, 47	4180700	15
10005569	10043711	32	400124J	43	4181860	5, 27, 77
10005669	10046074	39	400186	55	4182006	63
10005781	10047338	35	400198	31	4183040	11
10006323	10047342	37	403769	29, 31	4183080	11
10006523	10047347	35	409952	17	4183081	11
10007297	10047524	27	4104720	53	4183400	9
10007637	10047525	27	4130132	17	4185800	63
10007857	10047751	37	4130133	17	4186561	25
10007912	10047786	37	4134028	27	4186620	13, 15
10008728	10047791	37	4139764	17	4187100	7, 10, 11
10010136	10047815	35	4150539	17	4187102	9
10010273	10047821	35	4150899	29	4187423	7
10010274	1004989	60	4150902	31	4187424	7
10010451	10058763	49	4150906	32, 33	4188241	7
10010459	10063861	44	415511	29, 31	4188480	17, 19
10010460	10071481	29, 31	4156439	31, 45	4188482	17
10010500	10072347	31, 37	4156925	17	4188483	7
10010663	10072903	31	4163845	29	4188484	13, 15
10010771	10074284	39	4164785	32, 33	4188565	13, 15
10010773	10074287	39	4165125	32, 33	4188569	13, 15
10010838	10389G3	23, 29, 31	4165142	29	4188840	17
10010839	2500477	21, 31	4165604	63	4188942	11
10010876	2722325	63	4166395	43	4188944	10
10010985	2811364	25	4166396	63	4189046	25
10012307	2811365	25	4166397	63	4189540	7, 17
10013076	3000359	63	4166403	27	4189840	17
10013097	3003474	19	4166981	31	4189841	17
10013104	3003475	19	4167023	7	4189842	17

Index

4189843.....	13, 15	4230601.....	17	4295099.....	65	450059.....	21
4191860.....	43	4233560.....	27, 77	4295100.....	65	450134.....	19, 43
4192700.....	7	4233800.....	35	4295101.....	65	450149.....	27
4193341.....	13	4234140.....	25	4295533.....	43, 77	450169.....	44, 77
4194181.....	27	4234800.....	13, 15	4296911.....	27	450171.....	19, 63
4194642.....	29	4236642.....	27, 77	4298092.....	37	450172.....	41
4194842.....	11	4238503.....	53	4303910.....	77	450173.....	9, 35
4194843.....	11	4239562.....	53	4305850.....	53	450190.....	15, 39
4194845 7, 11, 21, 27, 79		4239564.....	53	4305851.....	53	450192.....	29, 31
4194940.....	7	4245850.....	35	4305855.....	53	450193 13, 15, 43, 49, 63	
4197001.....	53	4247312.....	9, 25	4305942.....	53	450214.....	13
4198682.....	7	4247313.....	25	4311687.....	53	450215.....	35
4199140.....	5	4247350.....	25	4313086.....	19	450321.....	17, 43, 77
4200258.....	15	4247430.....	19	4320850.....	55	450322.....	27, 79
4200340.....	7	4252110.....	77	4326710.....	5, 7	450323.....	44
4200800.....	77	4253190.....	45, 47	4326718.....	5, 7	450324.....	13, 15, 43, 49
4201867.....	17	4254010.....	19	4332066.....	13, 15	450326.....	21
4201880.....	17	4254630.....	25	4335453.....	21	450332.....	32, 33
4201960.....	29	4254650.....	25	434028.....	53	450334.....	13, 15, 29, 31
4201980.....	17	4255270.....	9, 25	434036.....	27	450377.....	9, 15, 35, 53
4202464.....	13, 15	4255670.....	27, 77	434042.....	77	450378.....	25
4203220.....	13, 15	4256511.....	9	4341472.....	9	450379.....	13, 32, 33
4203488.....	13, 15	4257272.....	27, 77	4341474.....	9	450387.....	17, 19, 43, 77
4205040.....	29, 31	4257350.....	77	4341476.....	9	450388.....	27, 77
4205140.....	13, 15	4257812.....	13	4343926.....	17	450389.....	35
4205141.....	13, 15	4258092.....	35	4363448.....	9	450390.....	29, 31, 39
4205820.....	11	4258312.....	21	4369226.....	21	450393.....	23
4205940.....	15	4258950.....	7, 9	4370186.....	57	450397.....	43
4205941.....	15	4260414.....	77	4384286.....	5	450399.....	9, 21, 41, 63
4205942.....	13	4261470.....	45, 47, 53	4387032.....	65	450400 13, 15, 25, 27, 43,	
4208020.....	21	4261990.....	77	4387033.....	6549, 63	
4208021.....	21	4263311.....	77	4387036.....	65	450401.....	13, 32, 33, 37
4208022.....	21	4263491.....	35, 37	4387039.....	65	450402.....	21, 29, 31
4210920.....	10	4263630.....	41	4387040.....	65	450408.....	17, 43
4211340.....	21, 77	4263693.....	43	441606.....	9	450409.....	27, 77
4212440.....	7, 25	4265172.....	17	441676.....	9	450410.....	19, 21
4214182.....	53	4269210.....	45, 47	443102.....	44	450411.....	13, 15, 29, 31
4214620.....	7	4269211.....	45, 47	443106.....	29, 31	450412.....	35
4215200.....	65	4271532.....	29, 47	443806.....	9	450419.....	19
4216320.....	31	4273890.....	77	444304.....	17	450421.....	41, 44, 77
4216820.....	5, 9, 77	4273910.....	77	444708.....	53	450422.....	43, 49
4216840.....	11	4278131.....	31, 35	444718.....	31	450424.....	21
4216841.....	11	4283276.....	17	444782.....	25	450425.....	21, 29, 31
4216842.....	11	4283282.....	29, 31	445676.....	65	450452.....	9, 19, 39
4216860.....	11	4283712.....	19	445783.....	77	450453 13, 25, 27, 35, 39,	
4217502.....	13, 15	4283771.....	19	446130.....	43, 51, 7741, 63, 77	
4220560.....	51	4284031.....	19	447222.....	17	450455.....	25, 35
4222040.....	17	4286011.....	25	447512.....	43	450465.....	43
4222120.....	7	4290433.....	13	450001.....	21	450471.....	39
4222500.....	77	4291692.....	77	450003.....	51	450472.....	19, 27, 47, 49
4222601.....	41	4293091.....	41	450013.....	39	450520.....	19
4223220.....	9	4295093.....	65	450014.....	25, 29, 31	450542.....	7, 19
4223240.....	9	4295094.....	65	450020176.....	21	450687.....	27, 43
4223440.....	9	4295095.....	65	450020354.....	21	450699.....	27, 77
4227020.....	27	4295096.....	65	450027.....	25	450710.....	43
4227021.....	19	4295097.....	65	450048.....	21	450712.....	27
4230000.....	44	4295098.....	65	450055.....	21	450714.....	27, 79

Index

450959.....	32, 33	64215-05.....	7	UK452542	9
450990638.....	23	652090.....	39	UK452717	35, 37
452004.....	53	655748.....	5	UK456010030	13
452101293.....	21	659134.....	39		
452378.....	9, 27, 79	673825.....	43		
452383.....	21	679623.....	31, 45		
452388.....	13	680001941	37		
452389.....	39, 77	680049.....	29, 47		
452390.....	9, 27, 35, 77	680138.....	19		
452391.....	13, 41	681069.....	21		
452393.....	35, 39	681098.....	13		
452398.....	25	681526.....	13		
452399.....	77	695787.....	39		
452411.....	35	696387.....	27		
452418.....	27, 43, 63	696397.....	77		
452420.....	63	697427.....	39		
452425.....	19	697858.....	39		
452436.....	9	800299.....	45, 47, 53		
452562.....	15	800698.....	9		
452747.....	53	800850.....	31		
452749.....	13, 15	800909.....	21		
453009.....	31	809203.....	25		
453011.....	77	809229.....	21		
453023.....	44	809268.....	23		
458466.....	77	810149.....	31		
458466A.....	21	814499.....	32, 33		
460026.....	29, 31	818092.....	9		
460054.....	29, 31	819195.....	17		
461361.....	25	836619.....	21		
461478.....	29, 31	836621.....	21		
463029.....	53	836719.....	21		
469021633.....	41	839291.....	21		
471216.....	13, 15	840177.....	49, 51		
473142.....	13, 15, 17, 41, 45,49, 53, 77	840572.....	51		
473196.....	41	876431.....	27		
473211.....	13, 15	889843.....	21		
5000039.....	17	889859.....	21		
5003769.....	13, 15	892171.....	21		
523126.....	9, 29, 31	900-0123.....	35		
523185.....	27	900-0130.....	35		
548173.....	31	U			
548183.....	27	UK450014.....	35		
548357.....	25	UK450136.....	35		
548804.....	9	UK450137.....	37		
548910.....	9, 35, 43, 77	UK450190.....	13		
601476.....	27, 79	UK450191.....	23, 27		
62464.....	79	UK450369.....	23		
62464-4A.....	23	UK450370.....	39		
628548.....	23	UK450377.....	9, 13		
628549.....	23	UK450387.....	35, 37		
628550.....	23	UK450390.....	13, 23, 35		
628556.....	23	UK450399.....	9		
629569.....	23	UK450411.....	23		
64205.....	79	UK450453.....	47		
64205-081.....	7, 9, 27	UK452000211.....	13		
64211-02.....	7	UK452435.....	39		
		UK452436.....	35		

Take

A SIGNATURE CUT, TRUSTED FOR OVER 100 YEARS

JACOBSEN



United Kingdom

Ransomes Jacobsen Limited

West Road, Ransomes Europark, Ipswich, IP3 9TT
English Company Registration No. 1070731

T: +44 1473 270000 **W:** www.ransomes.com

Europe office

Ransomes Jacobsen France

3 Chemin des Silos
ZI du Chapitre
31100 Toulouse

T: +33 (0)5 34 47 86 40

North & South America

Jacobsen

1451 Marvin Griffin Road, Augusta,
Georgia 30906 - 3852, USA

W: www.jacobsen.com

TEXTRON
SPECIALIZED VEHICLES

1451 Marvin Griffin Road Augusta, Georgia 30906 - 3852, USA